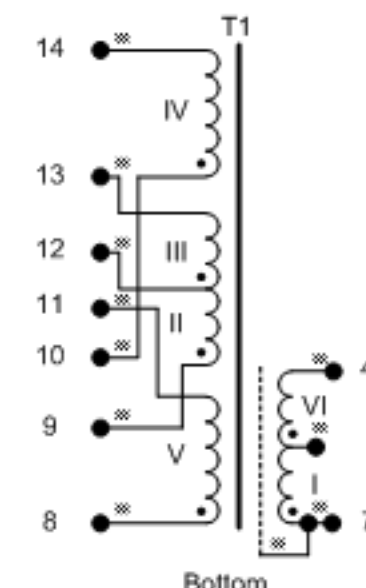
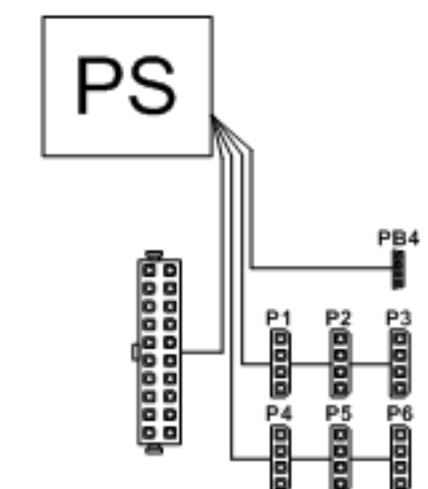
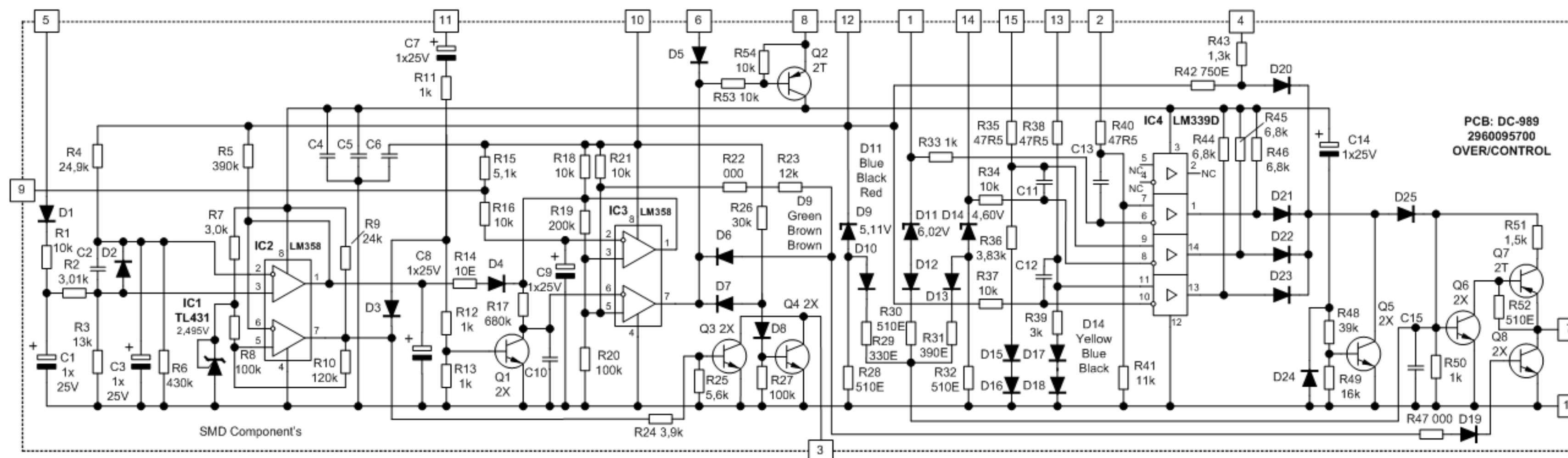


Pin No.	Definition	
1	3.3V (Orange)	
2	3.3V (Orange)	
3	GND (Black)	
4	VCC (Red)	
5	GND (Black)	
6	VCC (Red)	
7	GND (Black)	
8	Power Good (Grey)	
9	+5V SB (Violet) *	Red
10	+12V (Yellow)	
11	3.3V (Orange) *	Green 3.3VRS+
12	-12V (Blue)	
13	GND (Black) *	Brown 3.3VRS-
14	PS_ON (Green) *	Violet
15	GND (Black)	
16	GND (Black)	
17	GND (Black)	
18	-5V (White)	
19	VCC (Red)	
20	VCC (Red)	



DELTA ELECTRONICS INC.	Model: DPS-260-2A			
	POWER SUPPLY			
Vladimir Davydov aka Older	SIZE 1	FSCM NO 1	DWG NO 2 Reverse Circuit 10.04.2004	REV
http://monitor.net.ru	SCALE 1:1	Visio2002	SHEET 2 OF 2	