

Compal confidential

Schematics Document

Mobile AMD S1G2 CPU with ATI
RS780M(NB) & SB700(SB) core logic

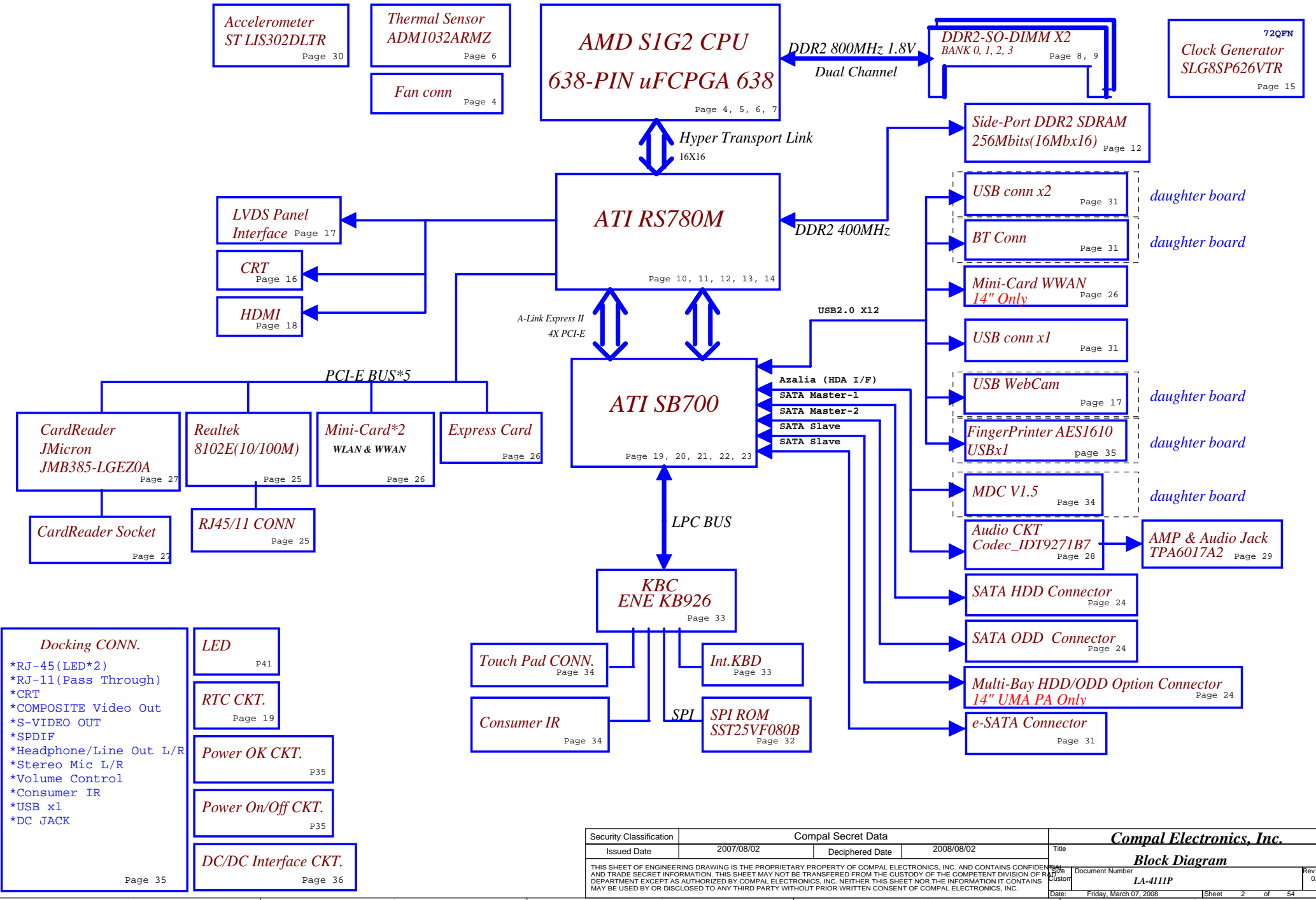
2008-03-07

REV:0.4

Security Classification	Compal Secret Data			Title		Compal Electronics, Inc.	
Issued Date	2007/08/02	Deciphered Date	2008/08/02	Document Number		Cover Sheet	
THIS SHEET OF ENGINEERING DRAWING IS THE PROPRIETARY PROPERTY OF COMPAL ELECTRONICS, INC. AND CONTAINS CONFIDENTIAL AND TRADE SECRET INFORMATION. THIS SHEET MAY NOT BE TRANSFERRED FROM THE CUSTODY OF THE COMPETENT DIVISION OF RADEPARTMENT EXCEPT AS AUTHORIZED BY COMPAL ELECTRONICS, INC. NEITHER THIS SHEET NOR THE INFORMATION IT CONTAINS MAY BE USED BY OR DISCLOSED TO ANY THIRD PARTY WITHOUT PRIOR WRITTEN CONSENT OF COMPAL ELECTRONICS, INC.				Date	Friday, March 07, 2008	Sheet	of 54
				Rev	0.4		

hexaint@hotmail.com

Consumer AMD 14" UMA - Ripley (JBL20)



Security Classification		Compal Secret Data		Title	
Issued Date	2007/08/02	Deciphered Date	2008/08/02	Block Diagram	
THIS SHEET OF ENGINEERING DRAWING IS THE PROPRIETARY PROPERTY OF COMPAL ELECTRONICS, INC. AND CONTAINS CONFIDENTIAL AND TRADE SECRET INFORMATION. THIS SHEET MAY NOT BE TRANSFERRED FROM THE CUSTODY OF THE COMPETENT DIVISION OF R&D DEPARTMENT EXCEPT AS AUTHORIZED BY COMPAL ELECTRONICS, INC. NEITHER THIS SHEET NOR THE INFORMATION IT CONTAINS MAY BE USED BY OR DISCLOSED TO ANY THIRD PARTY WITHOUT PRIOR WRITTEN CONSENT OF COMPAL ELECTRONICS, INC.				Document Number	Rev
				LA-4111P	0.4
Date: Friday, March 07, 2008				Sheet	2 of 54

Voltage Rails **O MEANS ON** **X MEANS OFF**

power plane	+B	+5VALW	+1.8V	+5VS +3VS +1.5VS +0.9V +VCCP +CPU_CORE
		+3VALW		+VGA_CORE +2.5VS +1.8VS +1.2VS +0.9VGA
State				
s0	O	O	O	O
s1	O	O	O	O
s3	O	O	O	X
s5 s4/AC	O	O	X	X
s5 s4/ Battery only	O	X	X	X
s5 s4/AC & Battery don't exist	X	X	X	X

Symbol Note :

 : means Digital Ground

 : means Analog Ground

 Layout Notes

Please see VGA@ as no install. No support RX780M.

 : Question Area Mark.(Wait check)

"*" as default BOM setting

*PA@ : means install when Ripley PA.

PR@ : means install when Ripley PR.

RM@ : means install when Rachman.

*RP@ : means install when Ripley.

SIDE@ : means install when SidePort support.

*CY@ : means install when Function Board-Cypress.

*ENE@ : means install when Function Board-ENE.

@ : means just reserve , no build

45@ : Install when 45 level Assy.

I2C / SMBUS ADDRESSING

DEVICE	HEX	ADDRESS
DDR SO-DIMM 0	A0	1 0 1 0 0 0 0 0
DDR SO-DIMM 1	A4	1 0 1 0 0 1 0 0
CLOCK GENERATOR (EXT.)	D2	1 1 0 1 0 0 1 0

EC SM Bus1 address

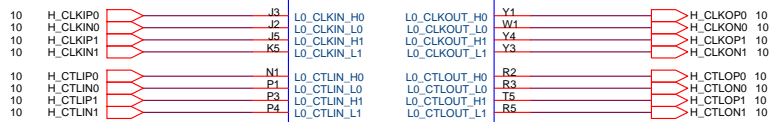
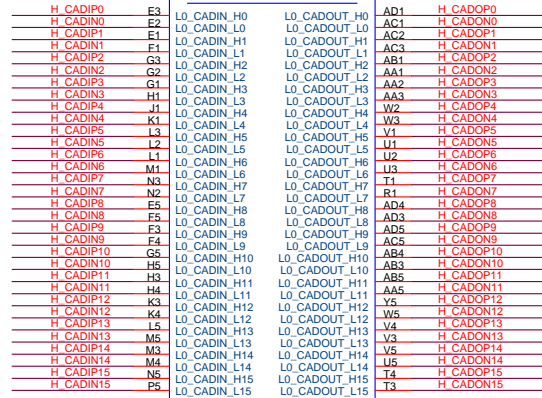
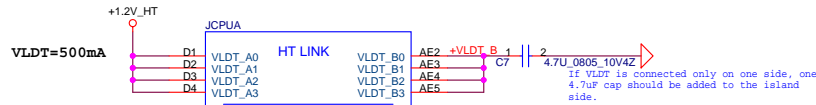
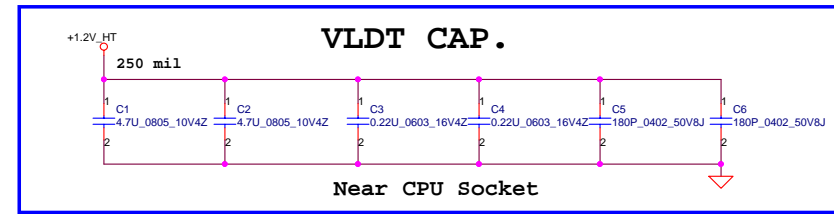
EC SM Bus2 address

Device	HEX	Address	Device	HEX	Address
Smart Battery	16H	0001 011X b	CPU	98H	1001 100X b
24C16	A0H	1010 000X b	ADH1032-2 CPU	9AH	1001 101X b

SMBUS Control Table

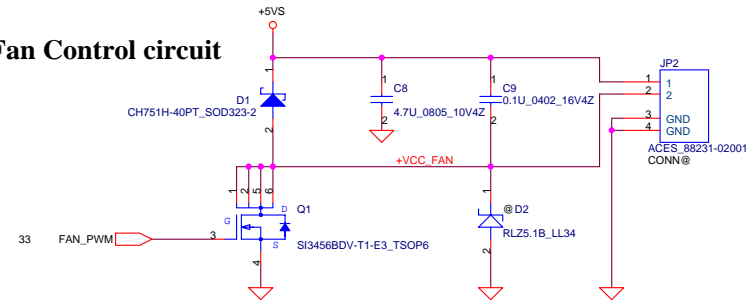
	SOURCE	INVERTER	BATT	SERIAL EEPROM	THERMAL SENSOR CPU & ADM1032	SODIMM I / II	CLK CHIP	MINI CARD slot 2	LCD	HDMI	G-Sensor
SMB_EC_CK1 SMB_EC_DA1	KB926	X	V	V	V CPU	X	X	X	X	X	X
SMB_EC_CK2 SMB_EC_DA2	KB926	X	X	X	V ADM1032	X	X	X	X	X	X
I2C_CLK I2C_DATA	RS780M	X	X	X	X	X	X	X	V	X	X
DDC_CLK0 DDC_DATA0	RS780M	X	X	X	X	X	X	X	X	V	X
DDC_CLK1 DDC_DATA1	RS780M	X	X	X	X	X	X	X	X	X	X
SCL0 SDA0	SB700	X	X	X	X	V	V	X	X	X	X
SCL1 SDA1	SB700	X	X	X	X	X	X	V	X	X	X
SCL2 SDA2	SB700	X	X	X	X	X	X	X	X	X	V
SCL3 SDA3	SB700	X	X	X	X	X	X	X	X	X	X

Security Classification	Compal Secret Data			Title		
Issued Date	2007/08/02	Deciphered Date	2008/08/02	Compal Electronics, Inc.		
THIS SHEET OF ENGINEERING DRAWING IS THE PROPRIETARY PROPERTY OF COMPAL ELECTRONICS, INC. AND CONTAINS CONFIDENTIAL AND TRADE SECRET INFORMATION. THIS SHEET MAY NOT BE TRANSFERRED FROM THE CUSTODY OF THE COMPETENT DIVISION OF R&D DEPARTMENT EXCEPT AS AUTHORIZED BY COMPAL ELECTRONICS, INC. NEITHER THIS SHEET NOR THE INFORMATION IT CONTAINS MAY BE USED BY OR DISCLOSED TO ANY THIRD PARTY WITHOUT PRIOR WRITTEN CONSENT OF COMPAL ELECTRONICS, INC.				Document Number	Notes List	
				LA-411P	Rev	0.4
				Date:	Friday, March 07, 2008	Sheet of 54



FOX_P26382A-284S-41F_GRIFFIN
 CONN@
 Athlon 64 S1
 Processor Socket
 9/20 SP07000DM00/SP07000EQ00

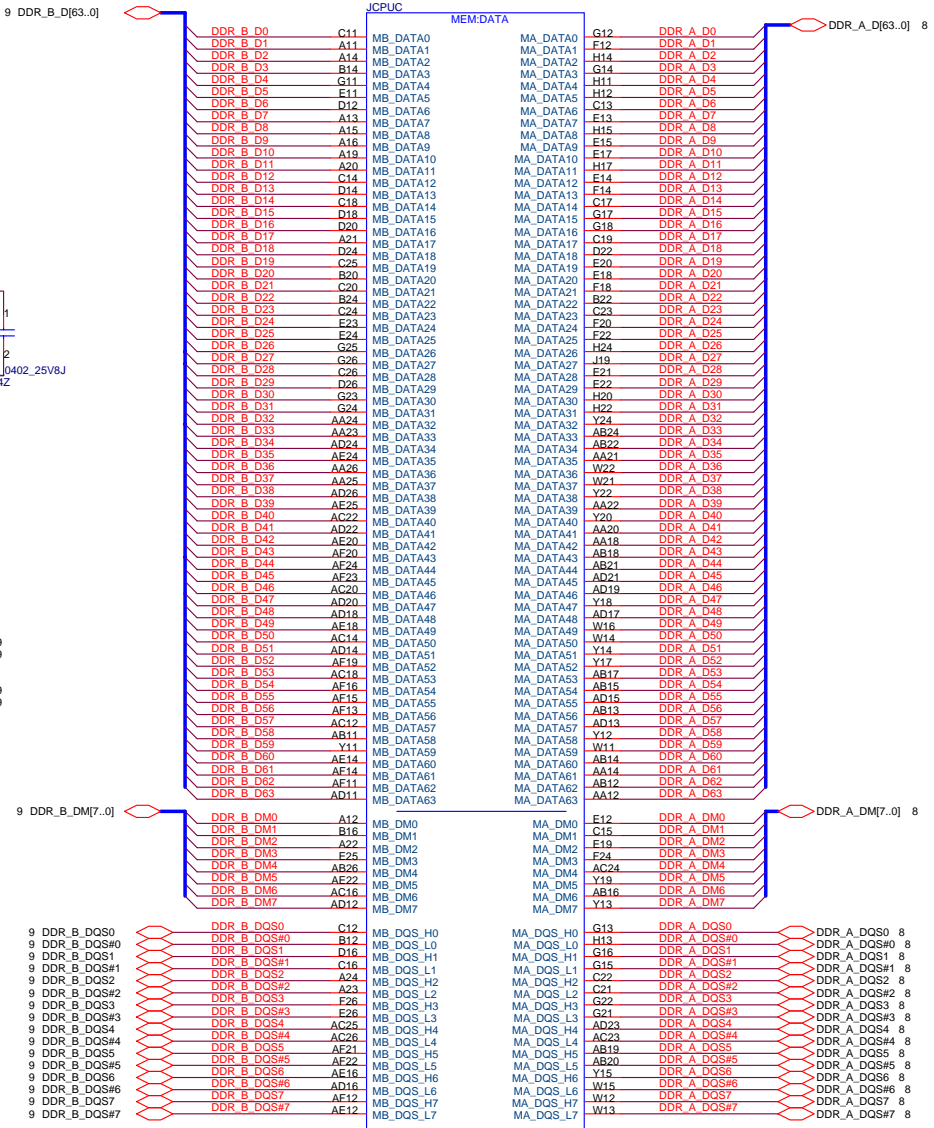
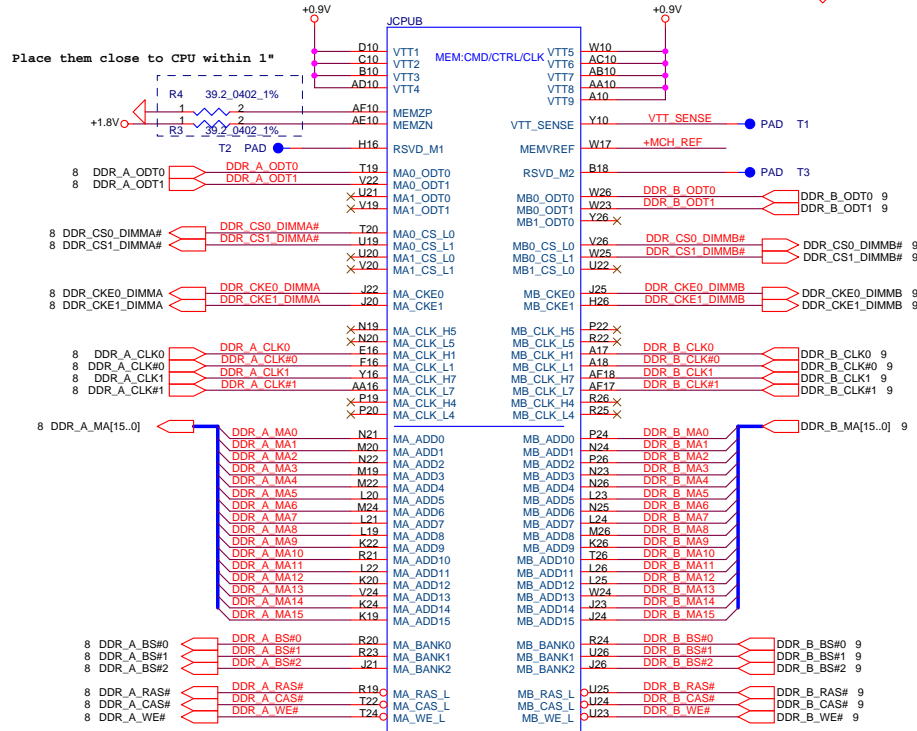
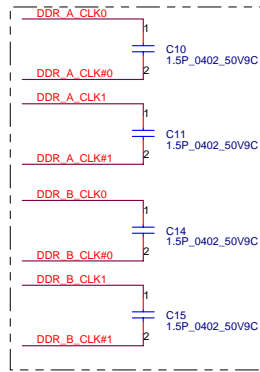
PWM Fan Control circuit



Security Classification	Compal Secret Data		Title	Compal Electronics, Inc.	
Issued Date	2007/08/02	Deciphered Date	2008/08/02	AMD CPU SIG2 HT I/F	
THIS SHEET OF ENGINEERING DRAWING IS THE PROPRIETARY PROPERTY OF COMPAL ELECTRONICS, INC. AND CONTAINS CONFIDENTIAL AND TRADE SECRET INFORMATION. THIS SHEET MAY NOT BE TRANSFERRED FROM THE CUSTODY OF THE COMPETENT DIVISION OF R&D DEPARTMENT EXCEPT AS AUTHORIZED BY COMPAL ELECTRONICS, INC. NEITHER THIS SHEET NOR THE INFORMATION IT CONTAINS MAY BE USED BY OR DISCLOSED TO ANY THIRD PARTY WITHOUT PRIOR WRITTEN CONSENT OF COMPAL ELECTRONICS, INC.			Document Number	LA-4111P	Rev 0.4
Date:	Friday, March 07, 2008	Sheet	4	of	54

Processor DDR2 Memory Interface

PLACE CLOSE TO PROCESSOR
WITHIN 1.5 INCH



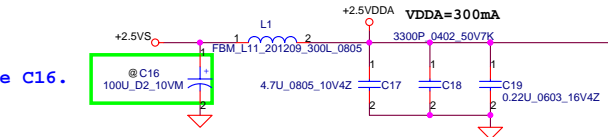
FOX P26382A-284S-41F_GRIFFIN
Athlon 64 S1
Processor
Socket
CONN@

FOX P26382A-284S-41F_GRIFFIN
Athlon 64 S1
Processor Socket
CONN@

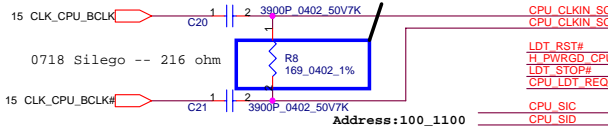
Security Classification	Compal Secret Data		Title	
Issued Date	2007/08/02	Deciphered Date	2008/08/02	AMD CPU SIG2 DDRII U/
THIS SHEET OF ENGINEERING DRAWING IS THE PROPRIETARY PROPERTY OF COMPAL ELECTRONICS, INC. AND CONTAINS CONFIDENTIAL AND TRADE SECRET INFORMATION. THIS SHEET MAY NOT BE TRANSFERRED FROM THE CUSTODY OF THE COMPETENT DIVISION OF R&D DEPARTMENT EXCEPT AS AUTHORIZED BY COMPAL ELECTRONICS, INC. NEITHER THIS SHEET NOR THE INFORMATION IT CONTAINS MAY BE USED BY OR DISCLOSED TO ANY THIRD PARTY WITHOUT PRIOR WRITTEN CONSENT OF COMPAL ELECTRONICS, INC.				
Customer	LA-411IP	Document Number	Rev	0.4
Date:	Friday, March 07, 2008	Sheet	of	54

mailto:retairt@rdmail.com

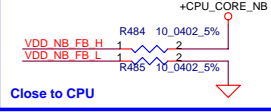
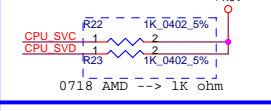
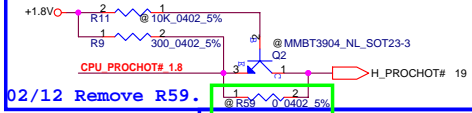
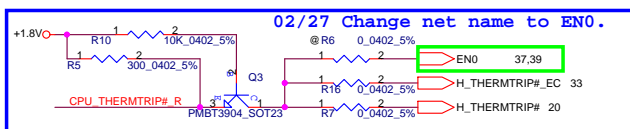
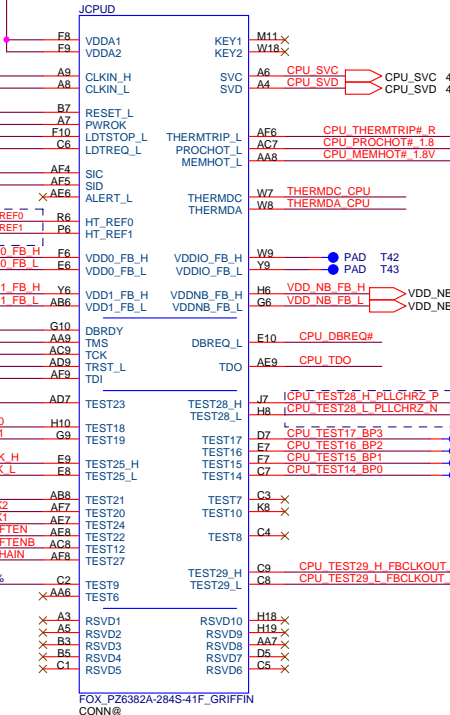

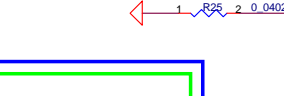

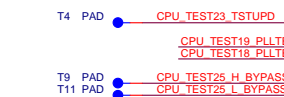
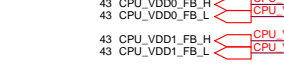
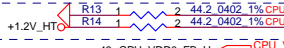
02/15 Reserve C16.



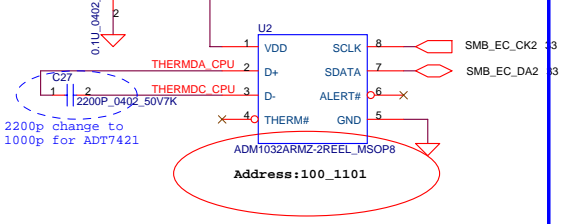
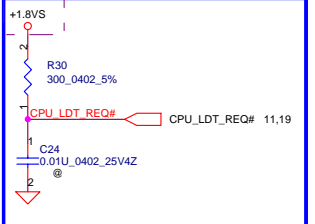
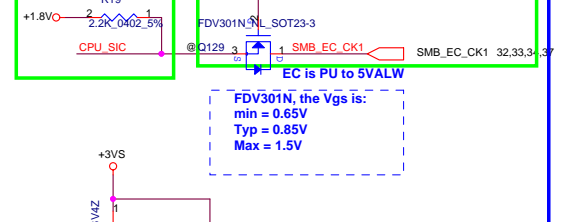
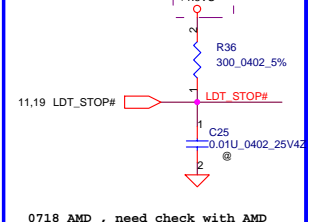
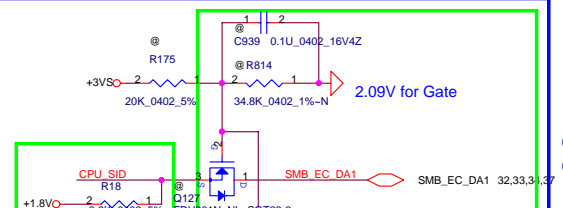
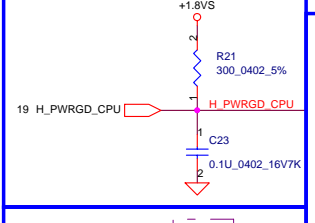
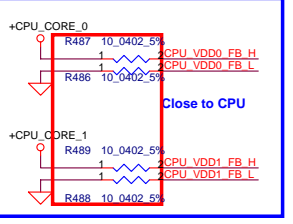
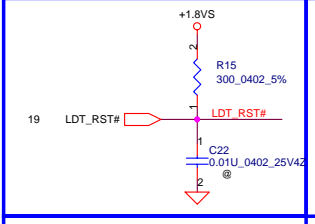
Place close to CPU within 1.5"



Address:100_1100



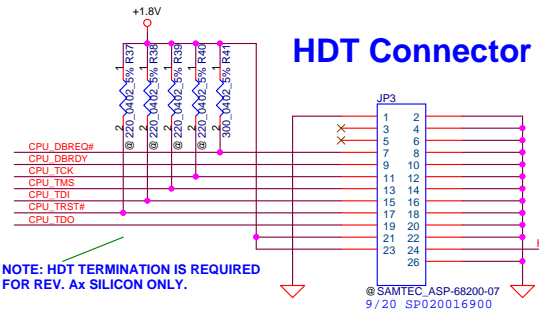
+1.8V sense no support



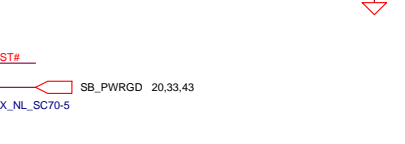
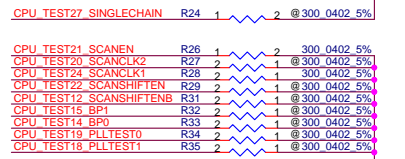
02/15 Follow Trinity design.

02/15 Change R18 and R19 from 390 to 2.2K ohm.

03/04 Reserve R175, R814, C939, Q127 and Q129.

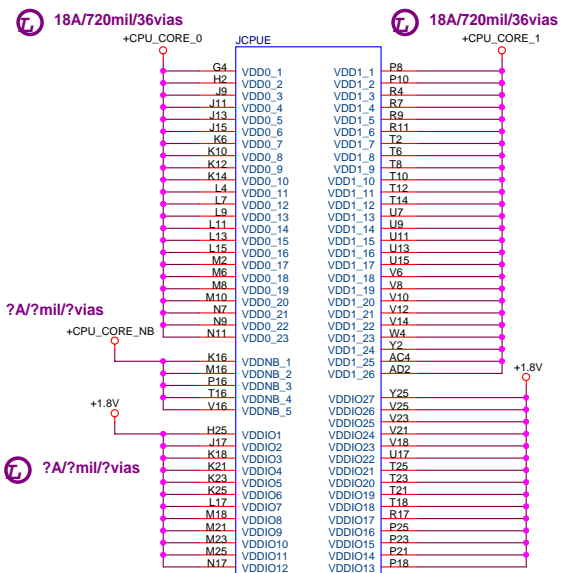
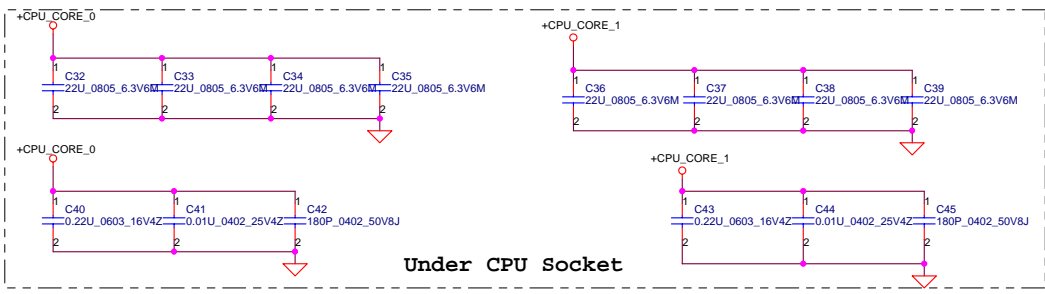
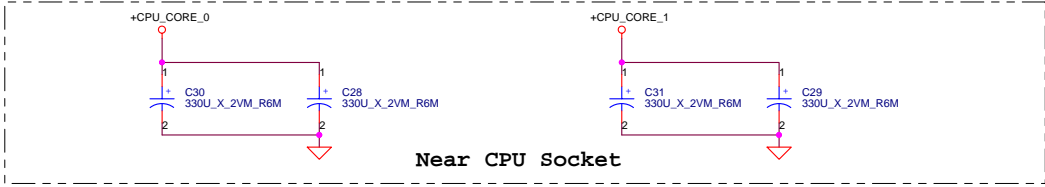


NOTE: HDT TERMINATION IS REQUIRED FOR REV. Ax SILICON ONLY.

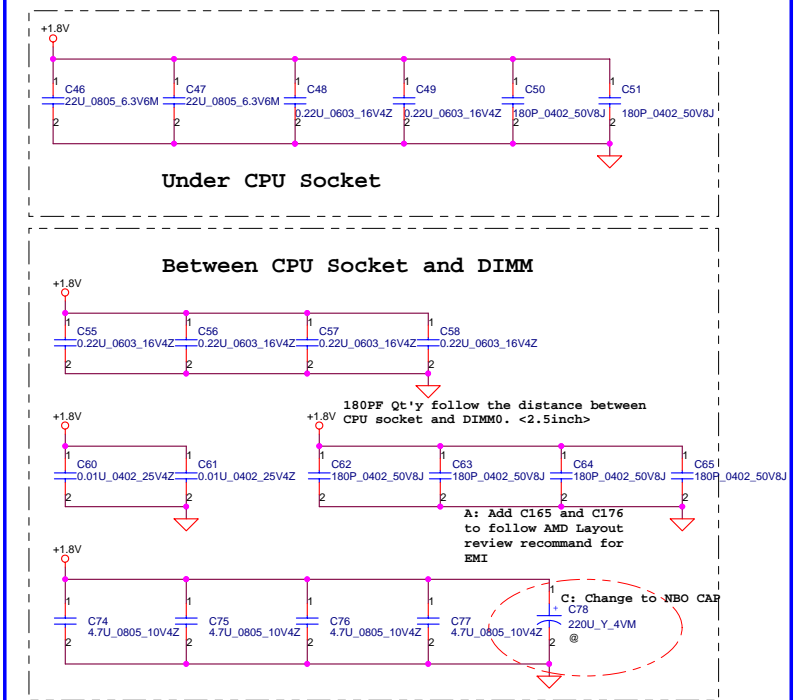


Security Classification		Compal Secret Data		Title	
Issued Date	2007/08/02	Deciphered Date	2008/08/02	AMD CPU SIG2 CTRL	
THIS SHEET OF ENGINEERING DRAWING IS THE PROPRIETARY PROPERTY OF COMPAL ELECTRONICS, INC. AND CONTAINS CONFIDENTIAL AND TRADE SECRET INFORMATION. THIS SHEET MAY NOT BE TRANSFERRED FROM THE CUSTODY OF THE COMPETENT DIVISION OF R&D DEPARTMENT EXCEPT AS AUTHORIZED BY COMPAL ELECTRONICS, INC. NEITHER THIS SHEET NOR THE INFORMATION IT CONTAINS MAY BE USED BY OR DISCLOSED TO ANY THIRD PARTY WITHOUT PRIOR WRITTEN CONSENT OF COMPAL ELECTRONICS, INC.				Document Number	LA-411P
Date:	Friday, March 07, 2008	Sheet	6	of	54

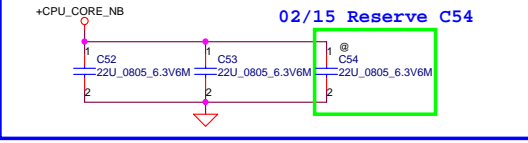
VDD(+CPU_CORE) decoupling.



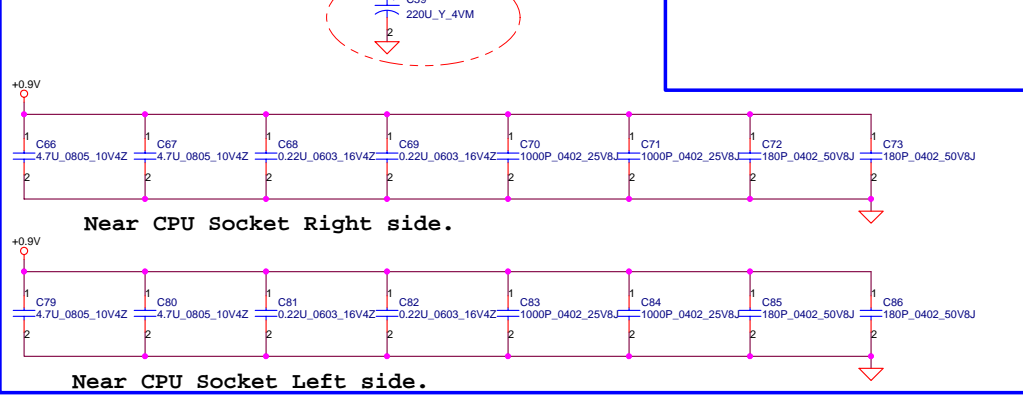
VDDIO decoupling.



+CPU_CORE_NB decoupling.

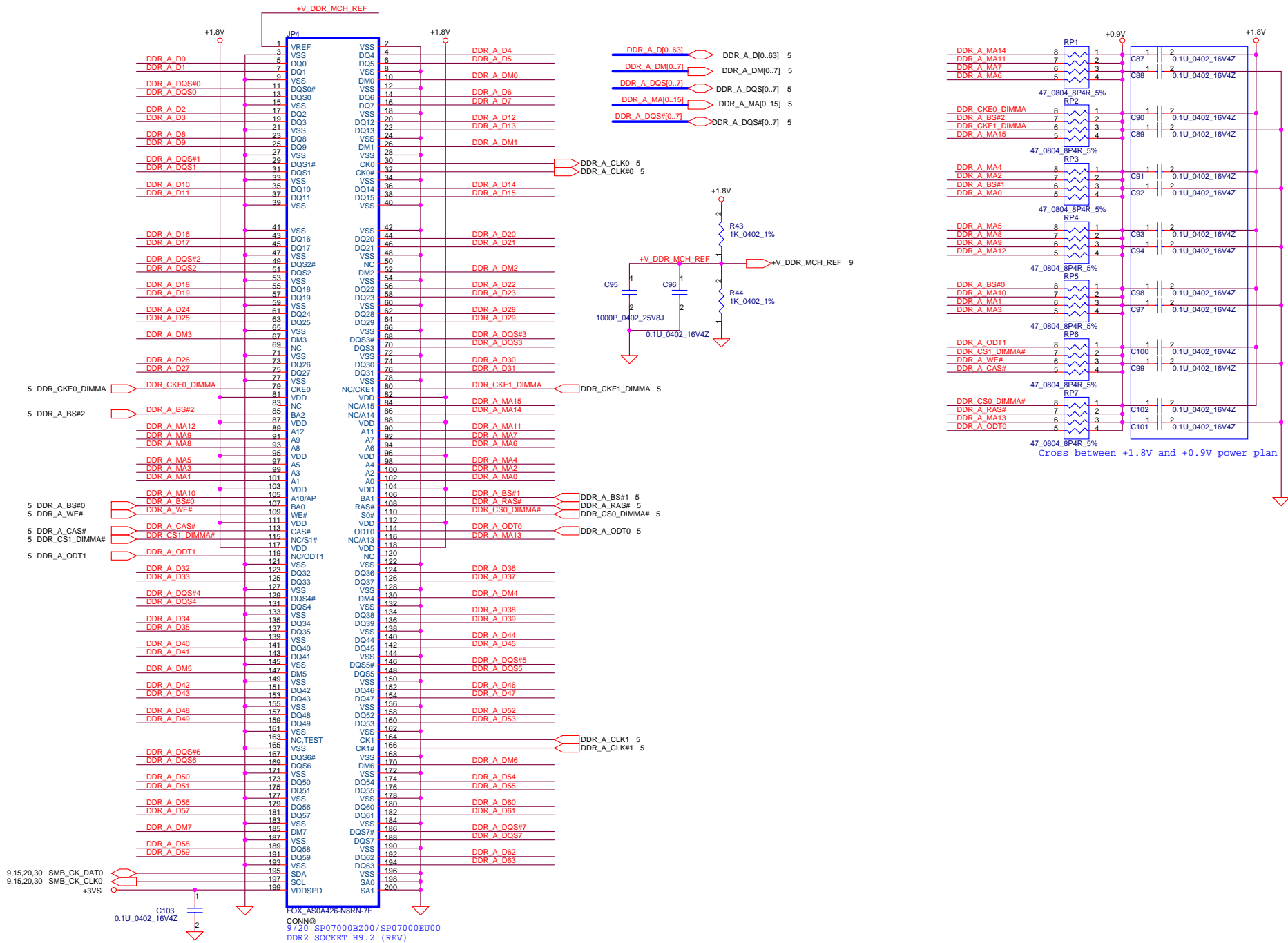


VTT decoupling.



Security Classification	Compal Secret Data		Title
Issued Date	2007/08/02	Deciphered Date	2008/08/02
THIS SHEET OF ENGINEERING DRAWING IS THE PROPRIETARY PROPERTY OF COMPAL ELECTRONICS, INC. AND CONTAINS CONFIDENTIAL AND TRADE SECRET INFORMATION. THIS SHEET MAY NOT BE TRANSFERRED FROM THE CUSTODY OF THE COMPETENT DIVISION OF R&D DEPARTMENT EXCEPT AS AUTHORIZED BY COMPAL ELECTRONICS, INC. NEITHER THIS SHEET NOR THE INFORMATION IT CONTAINS MAY BE USED BY OR DISCLOSED TO ANY THIRD PARTY WITHOUT PRIOR WRITTEN CONSENT OF COMPAL ELECTRONICS, INC.			Document Number LA-4111P Date: Friday, March 07, 2008
			Rev 0.4 of 54

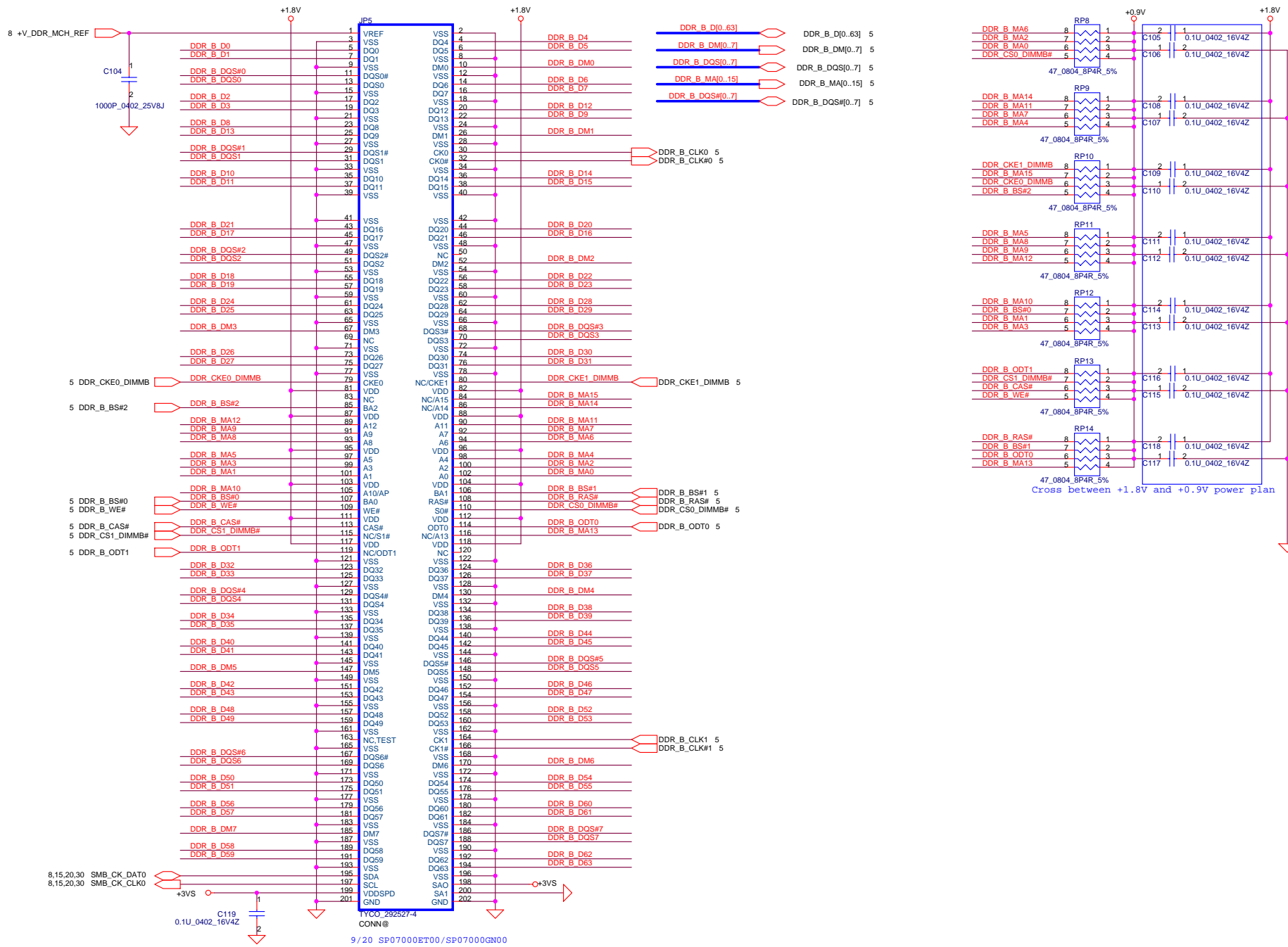
Compal Electronics, Inc.
AMD CPU SIG2 PWR & GND
hexairt@mail.com



C103
0.1U_0402_16V4Z

FOX AS0A426-N8RN-F
CONN@
9/20 SP07000BZ00/SP07000EU00
DDR2 SOCKET H9.2 (REV)

Security Classification	Compal Secret Data		Title	Compal Electronics, Inc.	
Issued Date	2007/08/02	Deciphered Date	2008/08/02	DDRII SO-DIMM 0	
THIS SHEET OF ENGINEERING DRAWING IS THE PROPRIETARY PROPERTY OF COMPAL ELECTRONICS, INC. AND CONTAINS CONFIDENTIAL AND TRADE SECRET INFORMATION. THIS SHEET MAY NOT BE TRANSFERRED FROM THE CUSTODY OF THE COMPETENT DIVISION OF R&D DEPARTMENT EXCEPT AS AUTHORIZED BY COMPAL ELECTRONICS, INC. NEITHER THIS SHEET NOR THE INFORMATION IT CONTAINS MAY BE USED BY OR DISCLOSED TO ANY THIRD PARTY WITHOUT PRIOR WRITTEN CONSENT OF COMPAL ELECTRONICS, INC.					
Rev	0.4	Document Number	LA-4111P	Date:	Friday, March 07, 2008
Sheet	8	of	54		

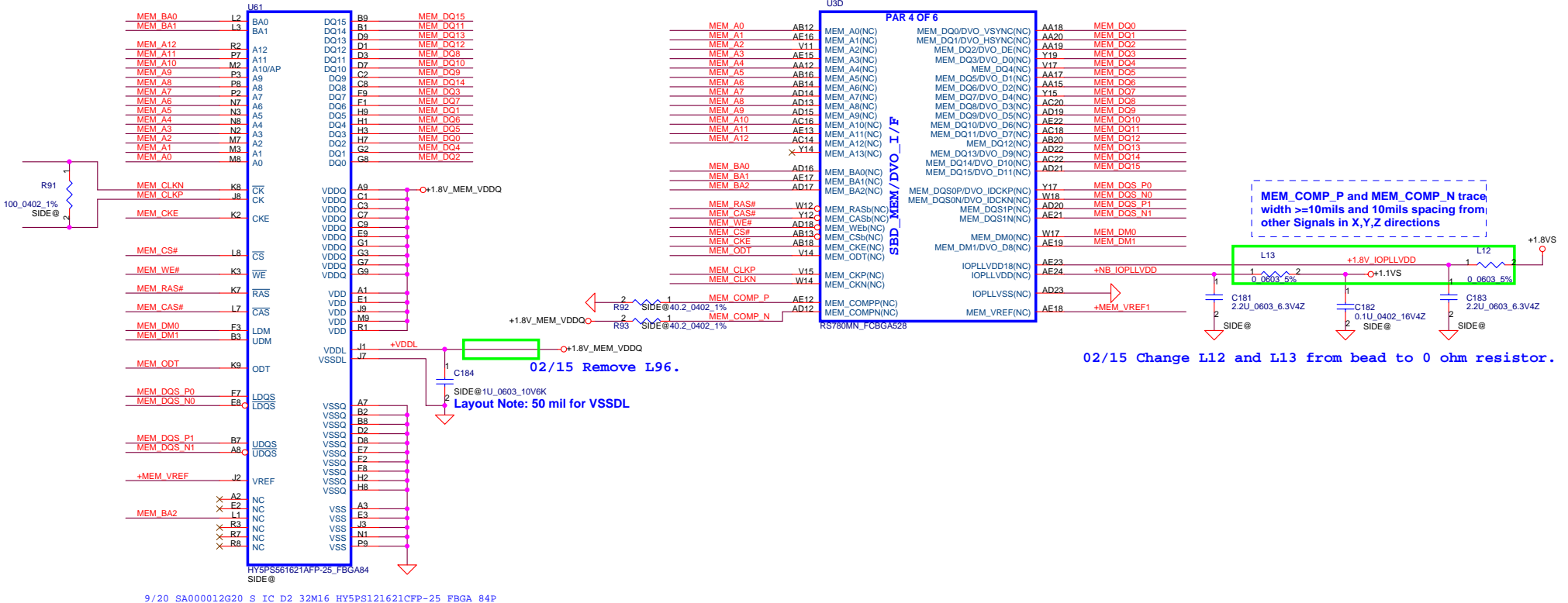


9/20 SP07000ET00/SP07000GN00

Security Classification	Compal Secret Data	
Issued Date	2007/08/02	Deciphered Date
		2008/08/02
THIS SHEET OF ENGINEERING DRAWING IS THE PROPRIETARY PROPERTY OF COMPAL ELECTRONICS, INC. AND CONTAINS CONFIDENTIAL AND TRADE SECRET INFORMATION. THIS SHEET MAY NOT BE TRANSFERRED FROM THE CUSTODY OF THE COMPETENT DIVISION OF R&D DEPARTMENT EXCEPT AS AUTHORIZED BY COMPAL ELECTRONICS, INC. NEITHER THIS SHEET NOR THE INFORMATION IT CONTAINS MAY BE USED BY OR DISCLOSED TO ANY THIRD PARTY WITHOUT PRIOR WRITTEN CONSENT OF COMPAL ELECTRONICS, INC.		

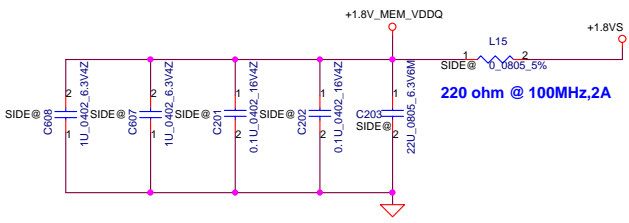
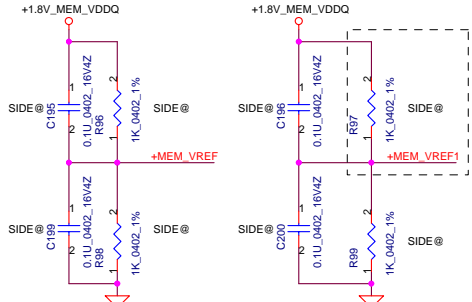
Title		Compal Electronics, Inc.	
		DDR II SO-DIMM 1	
Document Number	LA-4111P	Rev	0.4
Date:	Friday, March 07, 2008	Sheet	of 54

mailto:henrain@hotmail.com



9/20 SA000012G20 S IC D2 32M16 HY5PS121621CFP-25 FBGA 84P


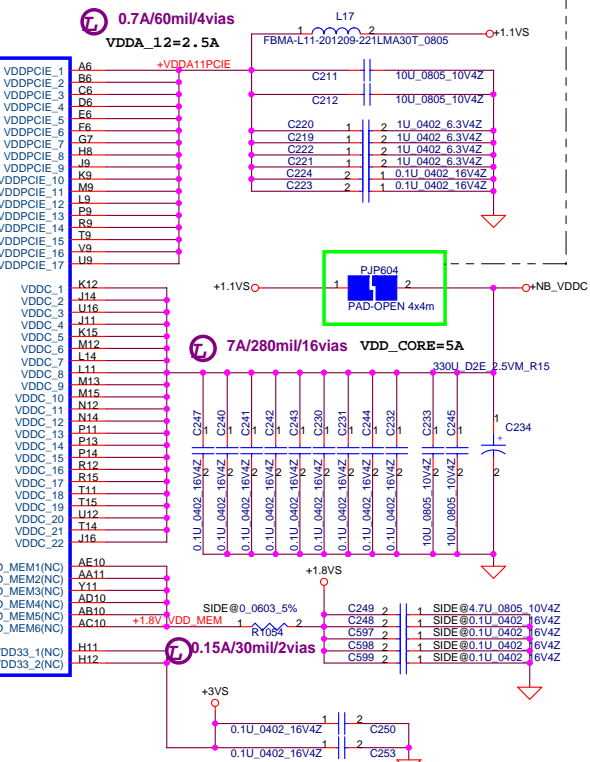
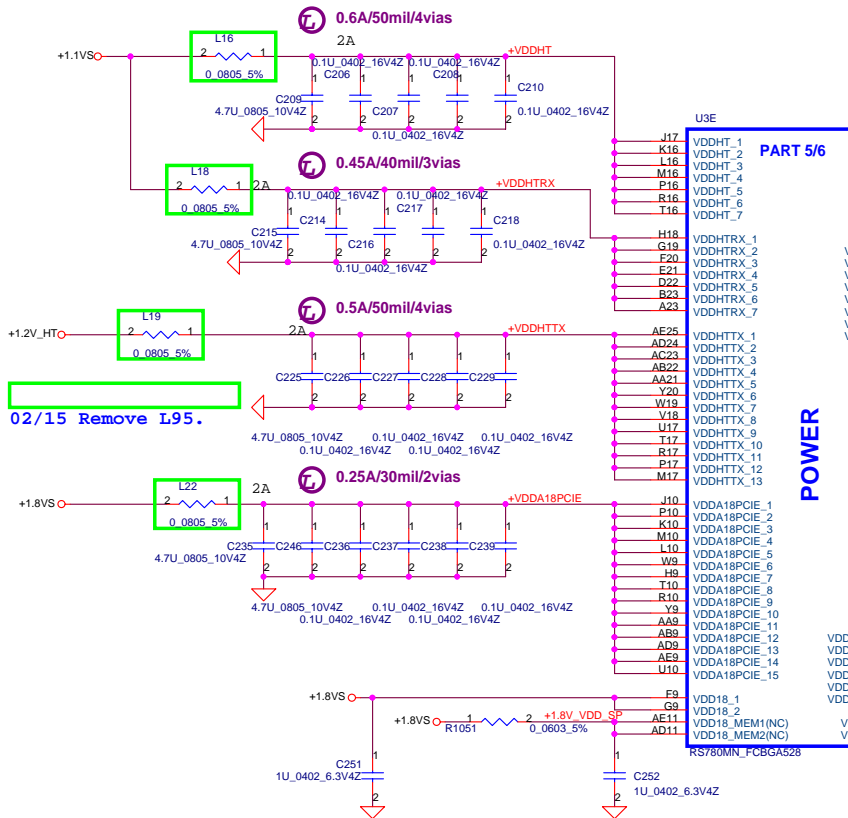
Side Port disable, VREF need connect to +1.8VS for DDR2



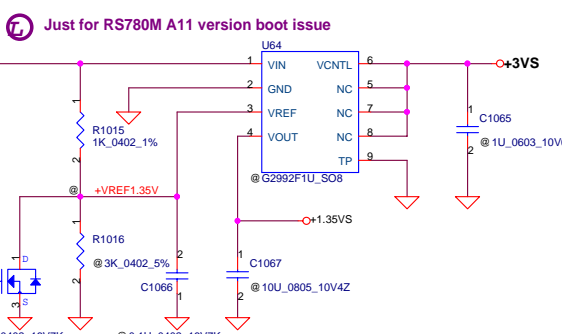
Security Classification	Compal Secret Data		Title	Compal Electronics, Inc.	
Issued Date	2007/08/02	Deciphered Date	2008/08/02	Rev 0.4	
THIS SHEET OF ENGINEERING DRAWING IS THE PROPRIETARY PROPERTY OF COMPAL ELECTRONICS, INC. AND CONTAINS CONFIDENTIAL AND TRADE SECRET INFORMATION. THIS SHEET MAY NOT BE TRANSFERRED FROM THE CUSTODY OF THE COMPETENT DIVISION OF RA TO ANY OTHER DIVISION OR DEPARTMENT EXCEPT AS AUTHORIZED BY COMPAL ELECTRONICS, INC. NEITHER THIS SHEET NOR THE INFORMATION IT CONTAINS MAY BE USED BY OR DISCLOSED TO ANY THIRD PARTY WITHOUT PRIOR WRITTEN CONSENT OF COMPAL ELECTRONICS, INC.				Document Number	LA-4111P
Date:	Friday, March 07, 2008	Sheet	12	of	54

02/15 Change L16, L18, L19, L22 from bead to 0 ohm resistor.

03/03 Remove L20, L21 and use PJP604 to replace.



02/15 Remove L95.

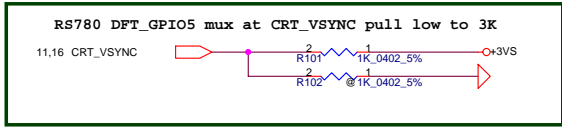


Security Classification	Compal Secret Data	
Issued Date	2007/08/02	Deciphered Date
		2008/08/02

Title		
Compal Electronics, Inc.		
RS780 PWR/GND		
Document Number	LA-411P	Rev
		0.4
Date:	Friday, March 07, 2008	Sheet
		of 54

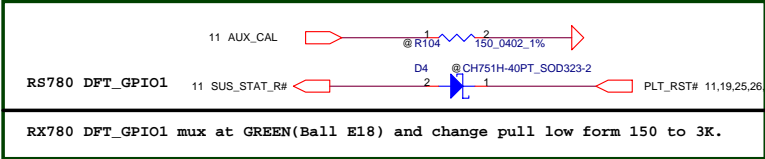
THIS SHEET OF ENGINEERING DRAWING IS THE PROPRIETARY PROPERTY OF COMPAL ELECTRONICS, INC. AND CONTAINS CONFIDENTIAL AND TRADE SECRET INFORMATION. THIS SHEET MAY NOT BE TRANSFERRED FROM THE CUSTODY OF THE COMPETENT DIVISION OF R&D DEPARTMENT EXCEPT AS AUTHORIZED BY COMPAL ELECTRONICS, INC. NEITHER THIS SHEET NOR THE INFORMATION IT CONTAINS MAY BE USED BY OR DISCLOSED TO ANY THIRD PARTY WITHOUT PRIOR WRITTEN CONSENT OF COMPAL ELECTRONICS, INC.

mailto:henzain@hotmail.com



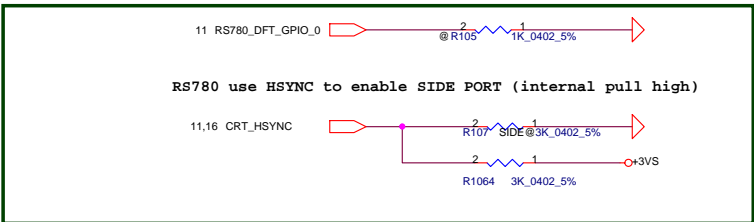
DFT_GPIO5:STRAP_DEBUG_BUS_GPIO_ENABLEb

Enables the Test Debug Bus using GPIO.
 1 : Disable (RS780) Enable (RX780)
 0 : Enable (RS780) Disable (RX780)
 PIN: RX780:NB_TV_C; RS740: RS740_DFT_GPIO5; RS780: VSYNC#



DFT_GPIO1: LOAD_EEPROM_STRAPS

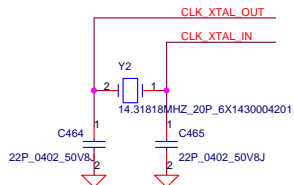
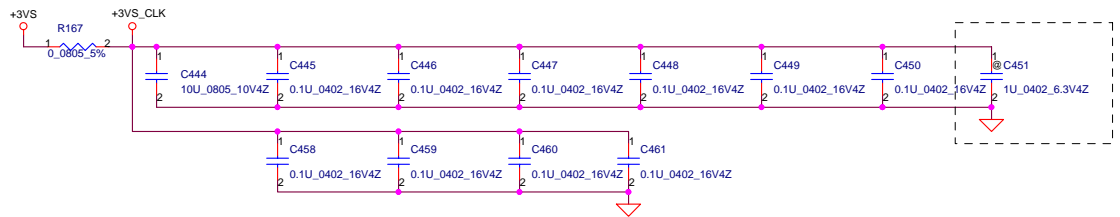
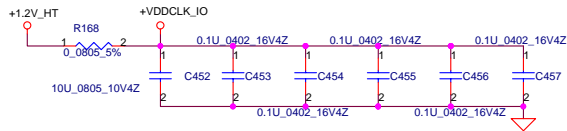
Selects Loading of STRAPS from EPROM
 1 : Bypass the loading of EEPROM straps and use Hardware Default Values
 0 : I2C Master can load strap values from EEPROM if connected, or use default values if not connected
 RS740/RX780: DFT_GPIO1 RS780:SUS_STAT



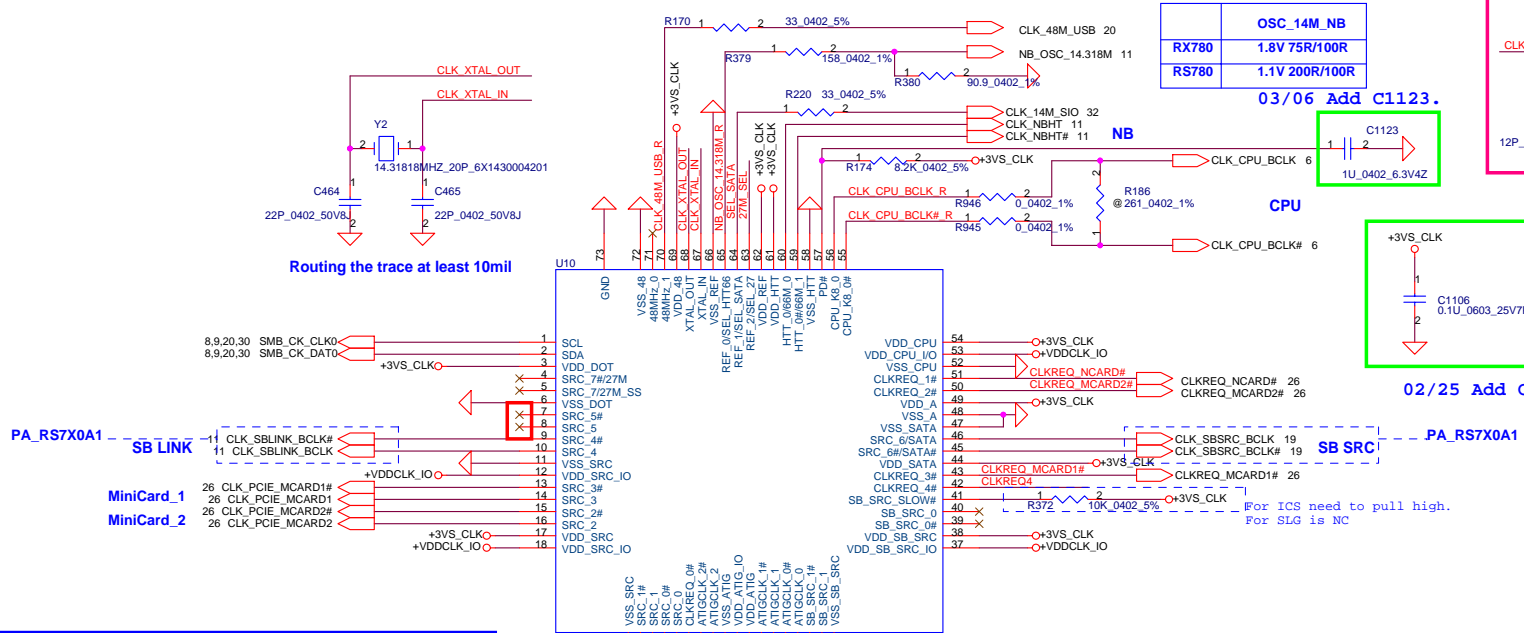
DFT_GPIO0: STRAP_DEBUG_BUS_PCIE_ENABLEb

RX780: Enables the Test Debug Bus using PCIE bus
 1 : Disable (Can still be enabled using nbcfg register access)
 0 : Enable
 RS740/RS780: Enables Side port memory (RS780 use HSYNC#)
 1. Disable (RS740/RS780)
 0 : Enable (RS740/RS780)

Security Classification	Compal Secret Data			Title	
Issued Date	2007/08/02	Deciphered Date	2008/08/02	RS780 STRAPS	
THIS SHEET OF ENGINEERING DRAWING IS THE PROPRIETARY PROPERTY OF COMPAL ELECTRONICS, INC. AND CONTAINS CONFIDENTIAL AND TRADE SECRET INFORMATION. THIS SHEET MAY NOT BE TRANSFERRED FROM THE CUSTODY OF THE COMPETENT DIVISION OF R&D DEPARTMENT EXCEPT AS AUTHORIZED BY COMPAL ELECTRONICS, INC. NEITHER THIS SHEET NOR THE INFORMATION IT CONTAINS MAY BE USED BY OR DISCLOSED TO ANY THIRD PARTY WITHOUT PRIOR WRITTEN CONSENT OF COMPAL ELECTRONICS, INC.				Document Number	Rev
				LA-411P	0.4
				Date:	Friday, March 07, 2008
				Sheet	14 of 54

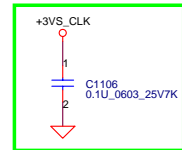
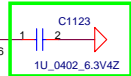


Routing the trace at least 10mil



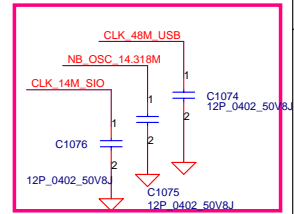
OSC_14M_NB	
RX780	1.8V 75R/100R
RS780	1.1V 200R/100R

03/06 Add C1123.



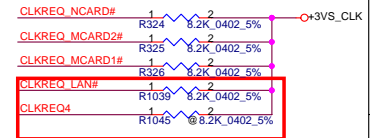
02/25 Add C1106.

EMI Caps for single end clock.



PA_RS7X0A1
SB LINK
MiniCard_1
MiniCard_2

SB SRC
PA_RS7X0A1



NB CLOCK INPUT TABLE

NB CLOCKS	RX780	RS780
HT_REFCLKP	100M DIFF	100M DIFF
HT_REFCLKN	100M DIFF	100M DIFF
REFCLK_P	14M SE (1.8V)	14M SE (1.1V)
REFCLK_N	NC	vref
GFX_REFCLK	100M DIFF	100M DIFF(IN/OUT)*

SEL_SATA	1	configure as SATA output
	0	configure as normal SRC(SRC. 6) output
		* default

27M_SEL	1	configure as 27M and 27M SS output
	0	configure as SRC. 7 output
		* default

Use voltage divider resistor R379 & R380 to pull low

NB_OSC_14.318M	1	configure as single-ended 66MHz output
	0	configure as differential 100MHz output
		* default

Security Classification	Compal Secret Data	
Issued Date	2007/08/02	Deciphered Date
		2008/08/02

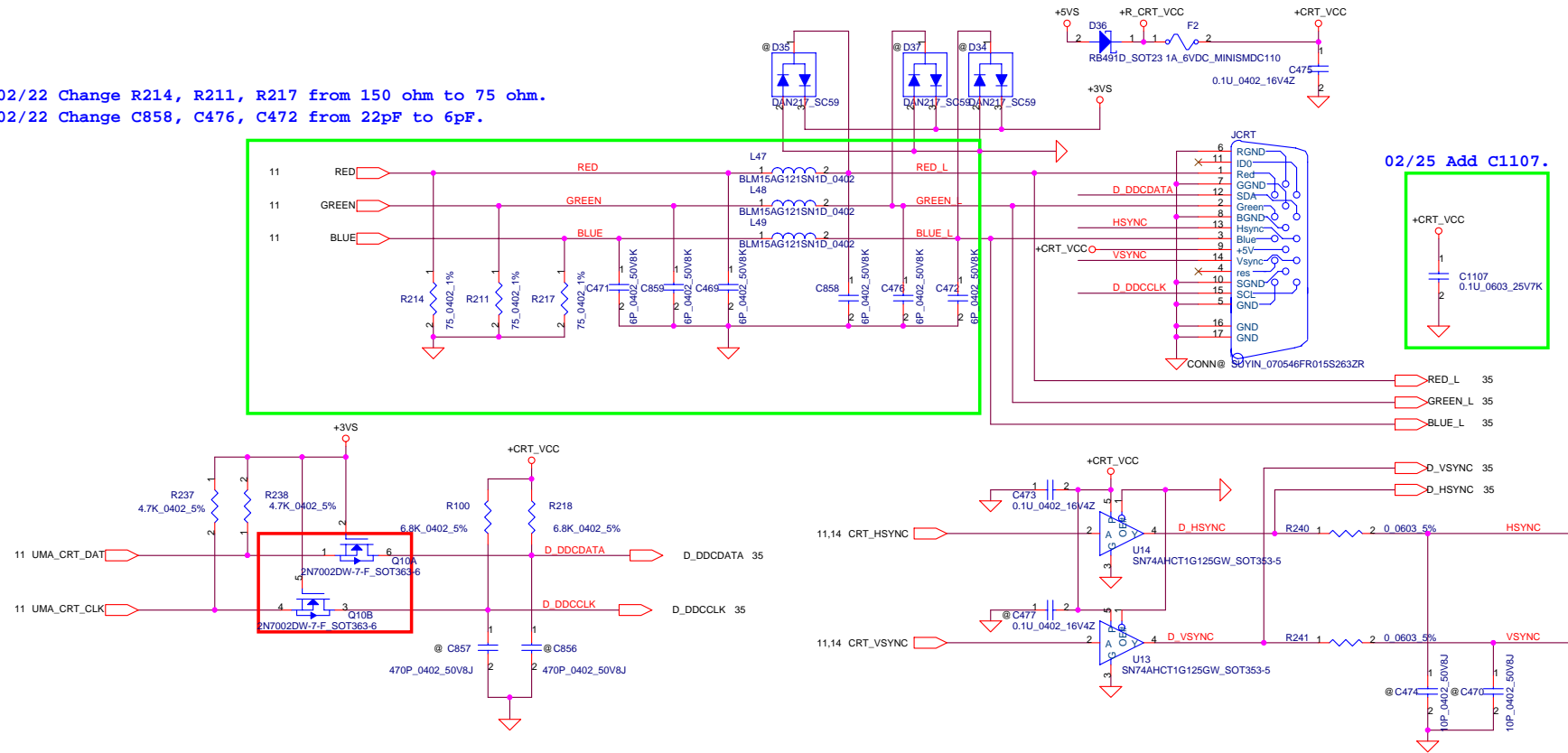
THIS SHEET OF ENGINEERING DRAWING IS THE PROPRIETARY PROPERTY OF COMPAL ELECTRONICS, INC. AND CONTAINS CONFIDENTIAL AND TRADE SECRET INFORMATION. THIS SHEET MAY NOT BE TRANSFERRED FROM THE CUSTODY OF THE COMPETENT DIVISION OF R&D DEPARTMENT EXCEPT AS AUTHORIZED BY COMPAL ELECTRONICS, INC. NEITHER THIS SHEET NOR THE INFORMATION IT CONTAINS MAY BE USED BY OR DISCLOSED TO ANY THIRD PARTY WITHOUT PRIOR WRITTEN CONSENT OF COMPAL ELECTRONICS, INC.

Title		Compal Electronics, Inc.	
		Clock generator	
Document Number	LA-4111P	Rev	0.4
Date:	Friday, March 07, 2008	Sheet	of 54

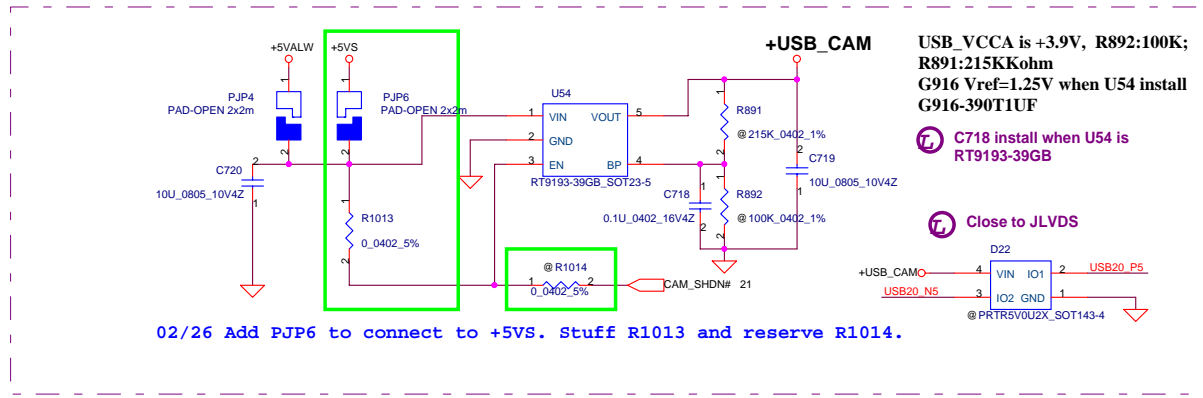
CRT CONNECTOR

02/22 Change R214, R211, R217 from 150 ohm to 75 ohm.
 02/22 Change C858, C476, C472 from 22pF to 6pF.

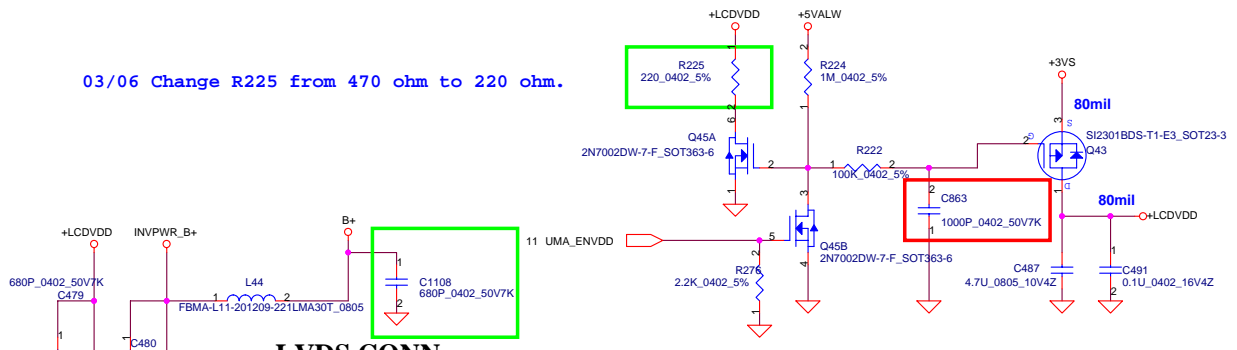
02/25 Add C1107.



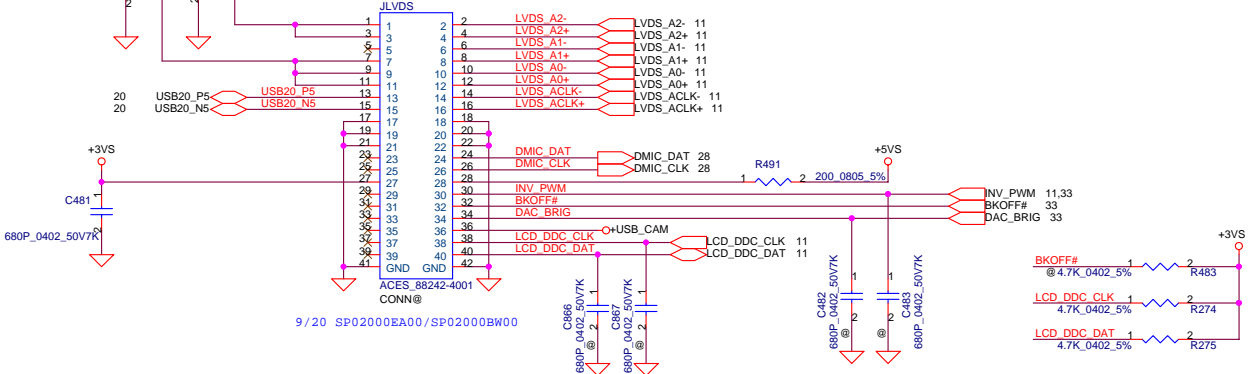
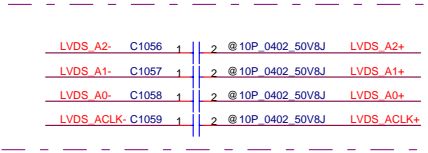
Security Classification	Compal Secret Data			Title	Compal Electronics, Inc.	
Issued Date	2007/08/02	Deciphered Date	2008/08/02	Document Number	CRT Connector	
THIS SHEET OF ENGINEERING DRAWING IS THE PROPRIETARY PROPERTY OF COMPAL ELECTRONICS, INC. AND CONTAINS CONFIDENTIAL AND TRADE SECRET INFORMATION. THIS SHEET MAY NOT BE TRANSFERRED FROM THE CUSTODY OF THE COMPETENT DIVISION OF R&D DEPARTMENT EXCEPT AS AUTHORIZED BY COMPAL ELECTRONICS, INC. NEITHER THIS SHEET NOR THE INFORMATION IT CONTAINS MAY BE USED BY OR DISCLOSED TO ANY THIRD PARTY WITHOUT PRIOR WRITTEN CONSENT OF COMPAL ELECTRONICS, INC.				Date	Friday, March 07, 2008	Rev 0.4
				Sheet	16	of 54



03/06 Change R225 from 470 ohm to 220 ohm.



LVDS CONN

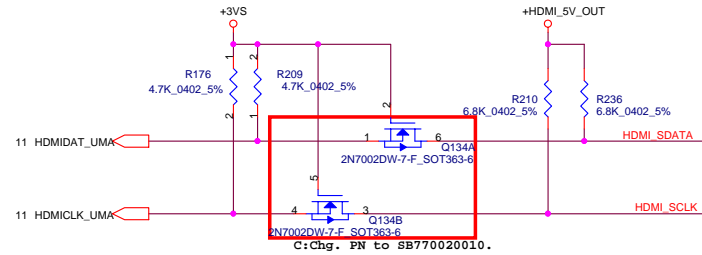
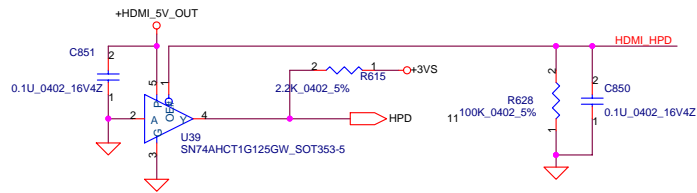


Security Classification	Compal Secret Data		Title	Compal Electronics, Inc.	
Issued Date	2007/08/02	Deciphered Date	2008/08/02	Document Number	
THIS SHEET OF ENGINEERING DRAWING IS THE PROPRIETARY PROPERTY OF COMPAL ELECTRONICS, INC. AND CONTAINS CONFIDENTIAL AND TRADE SECRET INFORMATION. THIS SHEET MAY NOT BE TRANSFERRED FROM THE CUSTODY OF THE COMPETENT DIVISION OF R&D DEPARTMENT EXCEPT AS AUTHORIZED BY COMPAL ELECTRONICS, INC. NEITHER THIS SHEET NOR THE INFORMATION IT CONTAINS MAY BE USED BY OR DISCLOSED TO ANY THIRD PARTY WITHOUT PRIOR WRITTEN CONSENT OF COMPAL ELECTRONICS, INC.			Rev	0.4	
			Date:	Friday, March 07, 2008	Sheet of 54

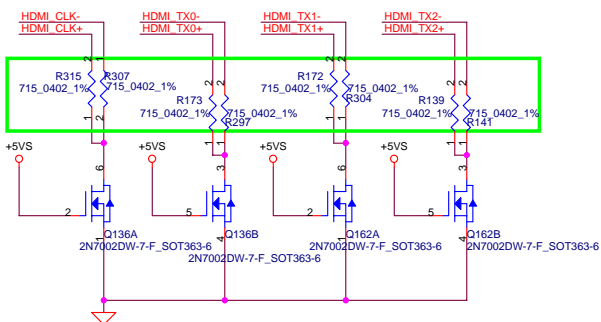
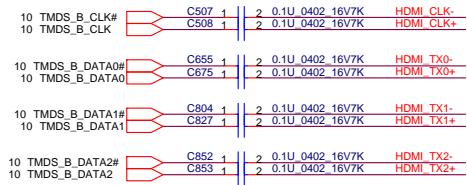
LA-4111P

LCDD CONN. / WebCam

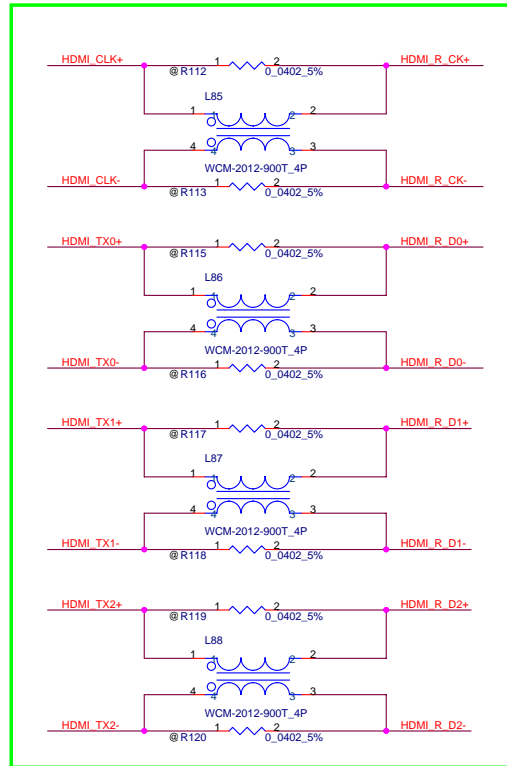
henzain@notmail.com



03/07 Reserve 0 ohm and stuff common choke.

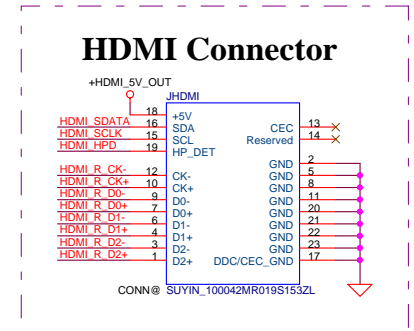
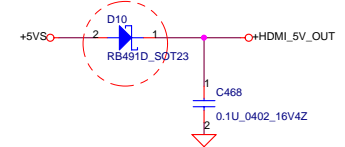


03/07 Chagnge R315, R307, R173, R297, R172, R304, R139, R141 from 750 ohm to 715 ohm.

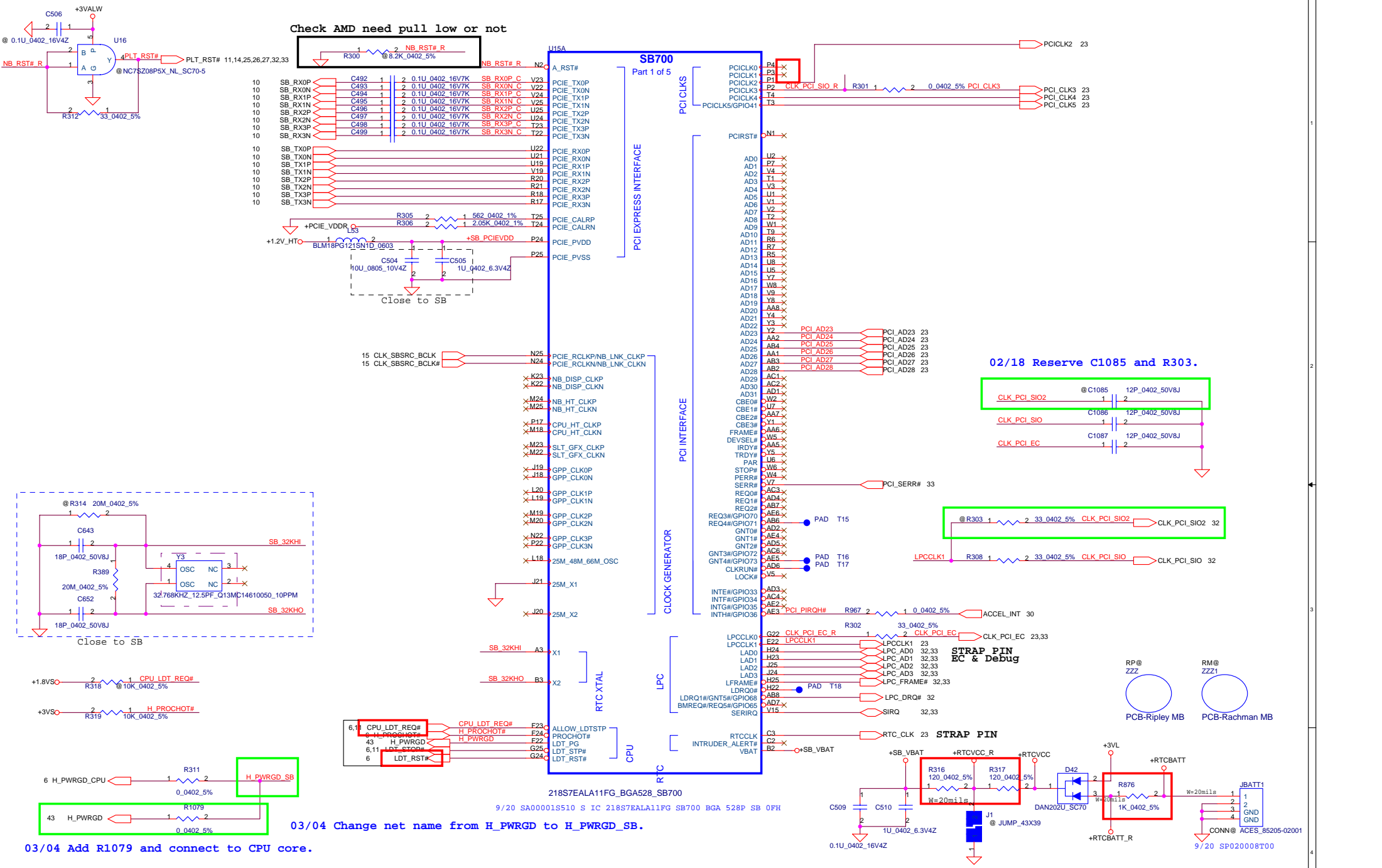


Change PCB Footprint from SW_WCM2012F2S_4P to KING_WCM-2012-900T_4P

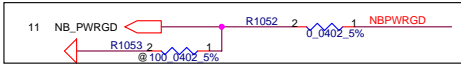
MP:Update D10 to meet HDMI.



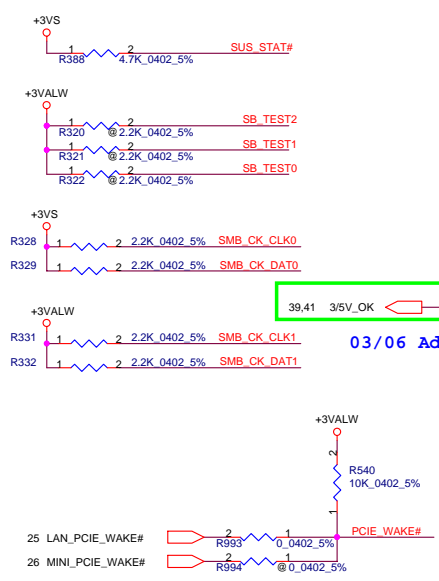
Security Classification	Compal Secret Data			Title	Compal Electronics, Inc.	
Issued Date	2007/08/02	Deciphered Date	2008/08/02	HDMI		Rev
THIS SHEET OF ENGINEERING DRAWING IS THE PROPRIETARY PROPERTY OF COMPAL ELECTRONICS, INC. AND CONTAINS CONFIDENTIAL AND TRADE SECRET INFORMATION. THIS SHEET MAY NOT BE TRANSFERRED FROM THE CUSTODY OF THE COMPETENT DIVISION OF R&D DEPARTMENT EXCEPT AS AUTHORIZED BY COMPAL ELECTRONICS, INC. NEITHER THIS SHEET NOR THE INFORMATION IT CONTAINS MAY BE USED BY OR DISCLOSED TO ANY THIRD PARTY WITHOUT PRIOR WRITTEN CONSENT OF COMPAL ELECTRONICS, INC.				Document Number	LA-411P	0.4
Date:	Friday, March 07, 2008	Sheet	18	of	54	



Security Classification	Compal Secret Data		Title	Compal Electronics, Inc.	
Issued Date	2007/08/02	Deciphered Date	2008/08/02	SB700-PCIE/PCI/ACPI/LPC/RTC	
THIS SHEET OF ENGINEERING DRAWING IS THE PROPRIETARY PROPERTY OF COMPAL ELECTRONICS, INC. AND CONTAINS CONFIDENTIAL AND TRADE SECRET INFORMATION. THIS SHEET MAY NOT BE TRANSFERRED FROM THE CUSTODY OF THE COMPETENT DIVISION OF R&D DEPARTMENT EXCEPT AS AUTHORIZED BY COMPAL ELECTRONICS, INC. NEITHER THIS SHEET NOR THE INFORMATION IT CONTAINS MAY BE USED BY OR DISCLOSED TO ANY THIRD PARTY WITHOUT PRIOR WRITTEN CONSENT OF COMPAL ELECTRONICS, INC.					
Document Number	LA-4111P	Rev	0.4	Date:	Friday, March 07, 2008
Sheet	of	54			

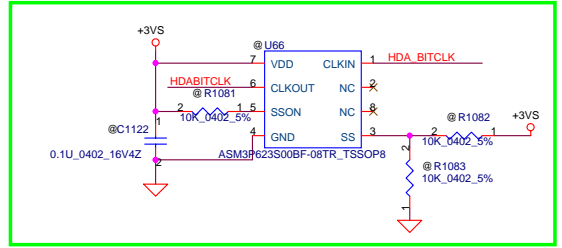
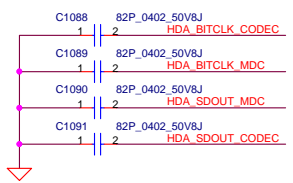


For SB700 All divider to 1.8V for RS & RX780

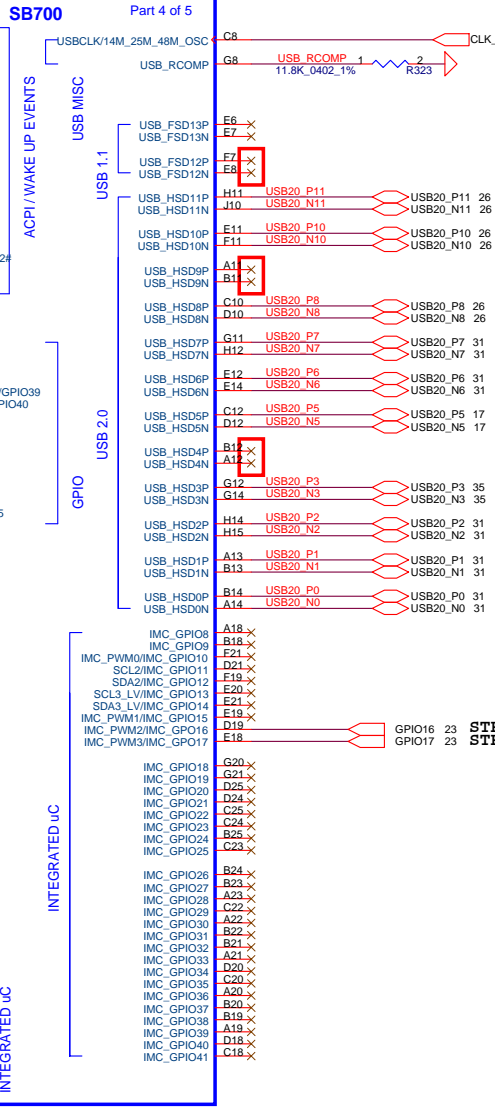
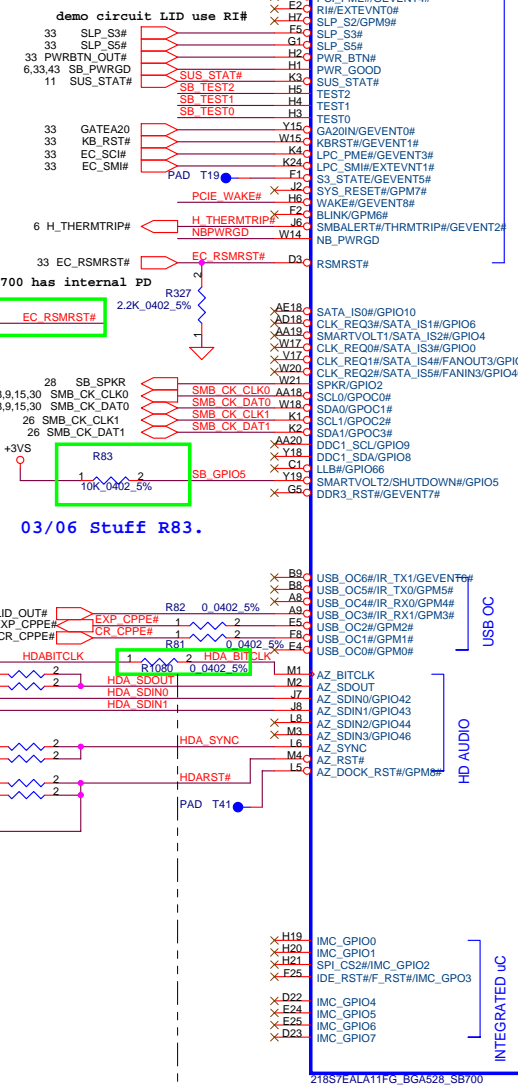


03/06 Add D58.

03/06 Stuff R83.



03/05 Add SSC circuit for HDA_BITCLK.



Touch Screen (delete)

USB-11 New Card

USB-10 MiniCard(TV)

USB-9 Card Reader (delete)

USB-8 MiniCard(WWAN)

USB-7 Fingerprint

USB-6 Bluetooth

USB-5 USB Camera

USB-4 Left side

USB-3 Dock

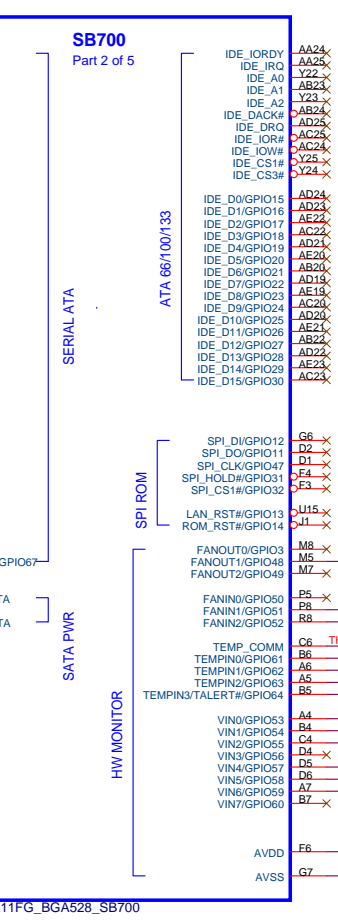
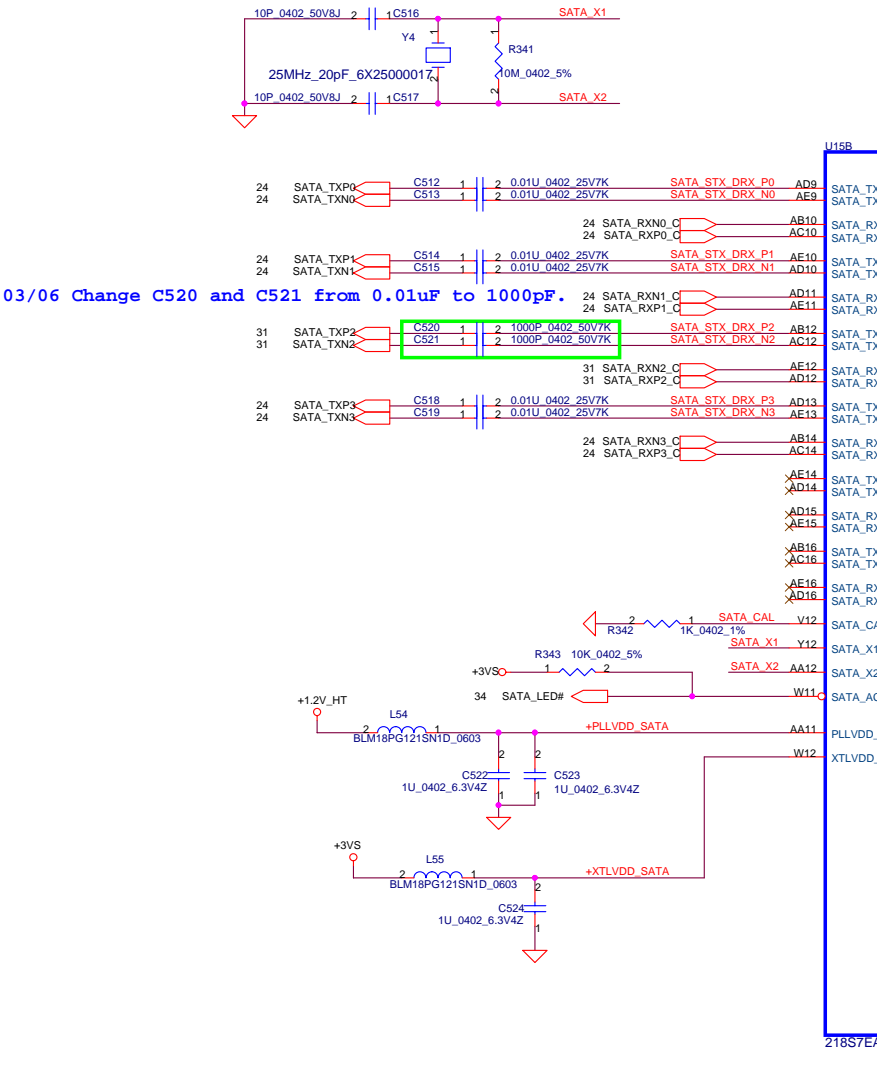
USB-2 Left Side

USB-1 Right side

USB-0 Right side (S/W Debug Port)

Security Classification	Compal Secret Data		Title	Compal Electronics, Inc.	
Issued Date	2007/08/02	Deciphered Date	2008/08/02	SB700 USB/AC97	
THIS SHEET OF ENGINEERING DRAWING IS THE PROPRIETARY PROPERTY OF COMPAL ELECTRONICS, INC. AND CONTAINS CONFIDENTIAL AND TRADE SECRET INFORMATION. THIS SHEET MAY NOT BE TRANSFERRED FROM THE CUSTODY OF THE COMPETENT DIVISION OF R&D DEPARTMENT EXCEPT AS AUTHORIZED BY COMPAL ELECTRONICS, INC. NEITHER THIS SHEET NOR THE INFORMATION IT CONTAINS MAY BE USED BY OR DISCLOSED TO ANY THIRD PARTY WITHOUT PRIOR WRITTEN CONSENT OF COMPAL ELECTRONICS, INC.					
Document Number	LA-411P		Rev	0.4	
Date:	Friday, March 07, 2008	Sheet	20	of 54	

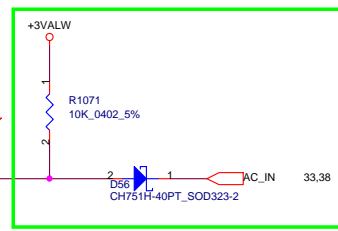
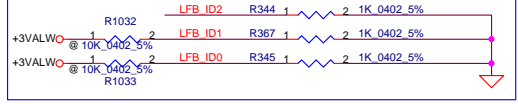
03/06 Change C520 and C521 from 0.01uF to 1000pF.



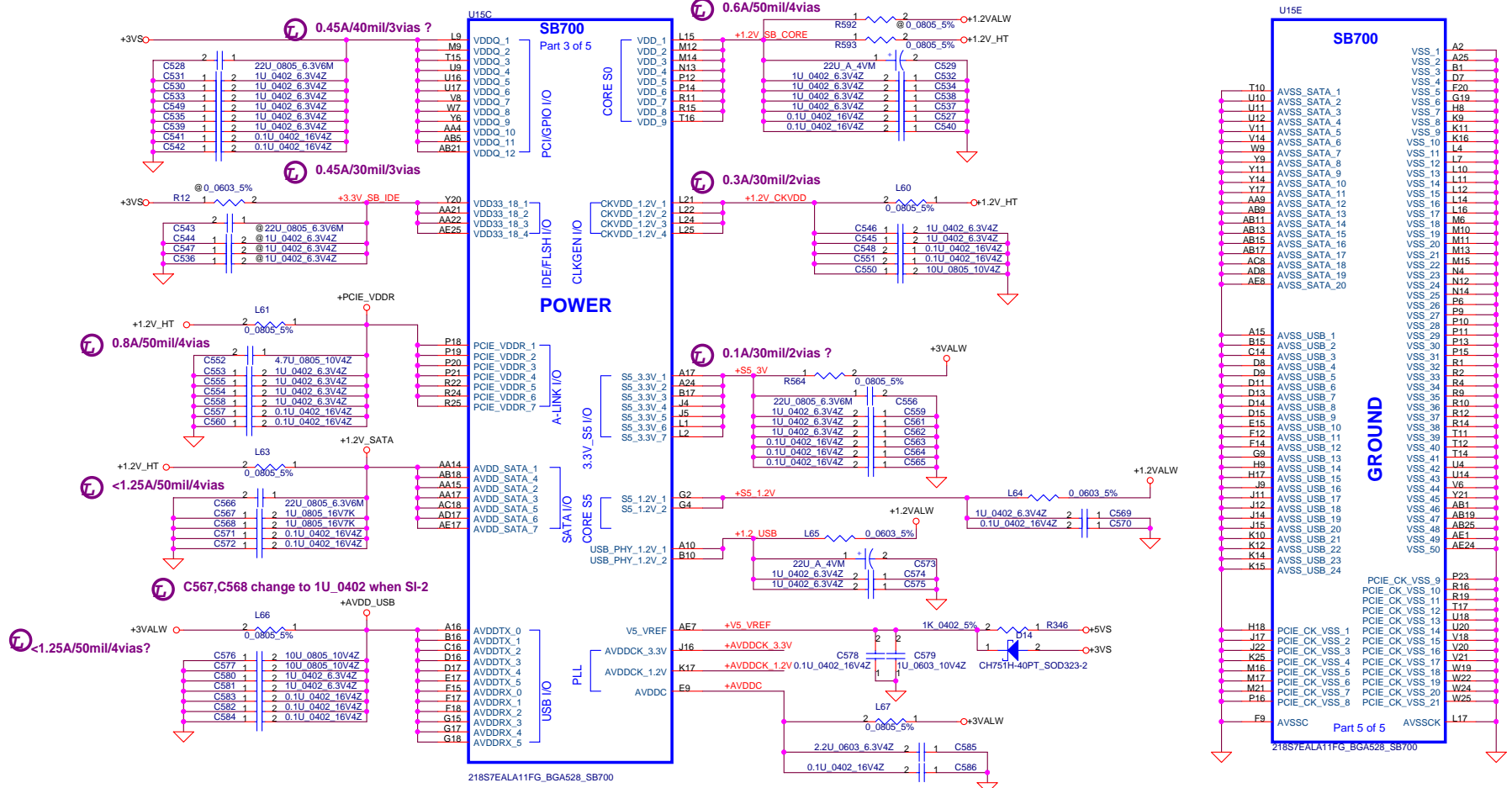
Local Frame Buffer Strapping List
Copy from Becks.

	LFB_ID2	LFB_ID1	LFB_ID0
Hynix	0	0	0
Qimonda	0	0	1
Samsung	0	1	0

LFB_ID0 to LFB_ID2 got internal PU 10K to S5.



02/18 Add R1071 and D56 to connect to AC_IN.

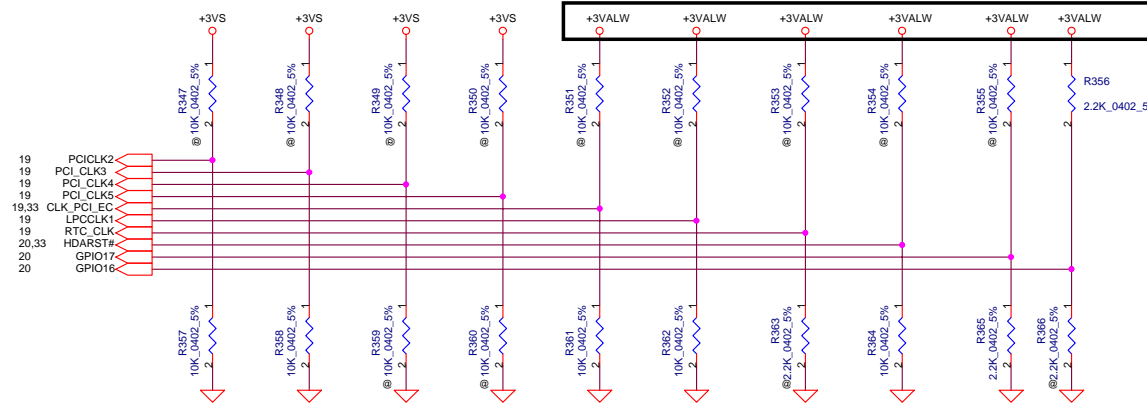


Security Classification		Compal Secret Data		Title	
Issued Date	2007/08/02	Deciphered Date	2008/08/02	SB700 PWR/GND	
THIS SHEET OF ENGINEERING DRAWING IS THE PROPRIETARY PROPERTY OF COMPAL ELECTRONICS, INC. AND CONTAINS CONFIDENTIAL AND TRADE SECRET INFORMATION. THIS SHEET MAY NOT BE TRANSFERRED FROM THE CUSTODY OF THE COMPETENT DIVISION OF R&D DEPARTMENT EXCEPT AS AUTHORIZED BY COMPAL ELECTRONICS, INC. NEITHER THIS SHEET NOR THE INFORMATION IT CONTAINS MAY BE USED BY OR DISCLOSED TO ANY THIRD PARTY WITHOUT PRIOR WRITTEN CONSENT OF COMPAL ELECTRONICS, INC.				Document Number	LA-4111P
Date:	Friday, March 07, 2008	Sheet	22	of	54

REQUIRED STRAPS

NOTE: SB700 HAS INTERNAL 15K PULL UP RESISTOR FOR RTC_CLK

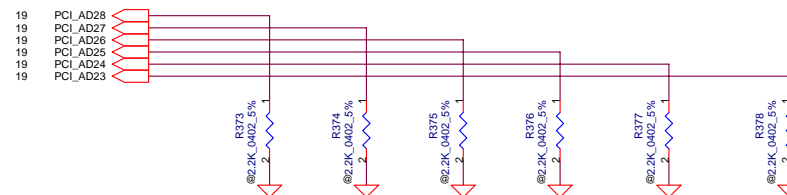
	PCI_CLK2	PCI_CLK3	PCI_CLK4	PCI_CLK5	AZ_RST_CD#	LPC_CLK1	RTC_CLK	LPC_CLK0	GP17	GP16
PULL HIGH	BOOTFAIL TIMER ENABLED	USE DEBUG STRAPS	RESERVED	RESERVED	ENABLE PCI MEM BOOT	CLKGEN ENABLED	INTERNAL RTC DEFAULT	EC ENABLED	Internal pull up H,H = Reserved H,L = SPI ROM	
PULL LOW	BOOTFAIL TIMER DISABLED DEFAULT	IGNORE DEBUG STRAPS DEFAULT			DISABLE PCI MEM BOOT DEFAULT	CLKGEN DISABLED DEFAULT	EXT. RTC (PD on X1, apply 32KHz to RTC_CLK)	EC DISABLED DEFAULT	L,H = LPC ROM (Default) L,L = FWH ROM	



DEBUG STRAPS

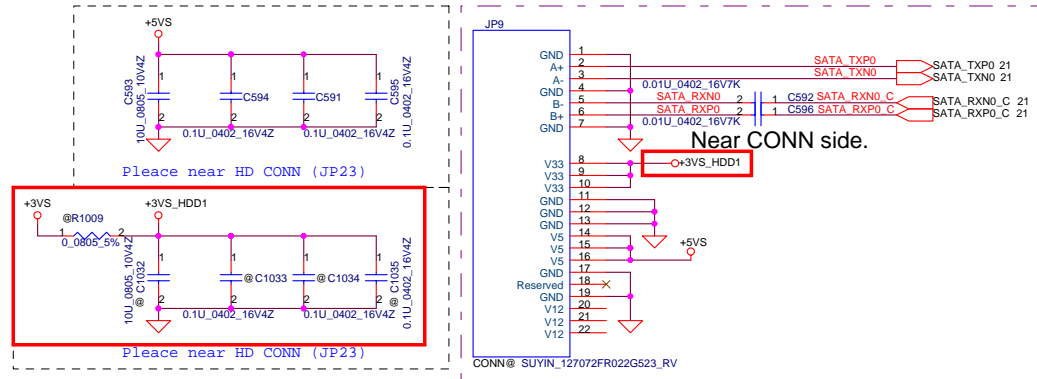
SB700 HAS 15K INTERNAL PU FOR PCI_AD[28:23]

	PCI_AD28	PCI_AD27	PCI_AD26	PCI_AD25	PCI_AD24	PCI_AD23
PULL HIGH	USE LONG RESET DEFAULT	USE PCI PLL DEFAULT	USE ACPI BCLK DEFAULT	USE IDE PLL DEFAULT	USE DEFAULT PCIE STRAPS DEFAULT	RESERVED
PULL LOW	USE SHORT RESET	BYPASS PCI PLL	BYPASS ACPI BCLK	BYPASS IDE PLL	USE EEPROM PCIE STRAPS	

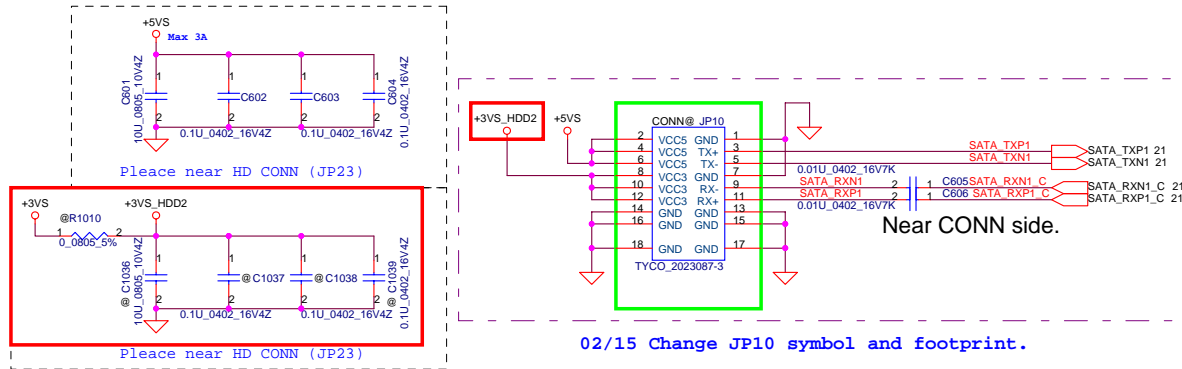


Security Classification	Compal Secret Data			Title	SB700 STRAPS	
Issued Date	2007/08/02	Deciphered Date	2008/08/02	Document Number	LA-411P	
THIS SHEET OF ENGINEERING DRAWING IS THE PROPRIETARY PROPERTY OF COMPAL ELECTRONICS, INC. AND CONTAINS CONFIDENTIAL AND TRADE SECRET INFORMATION. THIS SHEET MAY NOT BE TRANSFERRED FROM THE CUSTODY OF THE COMPETENT DIVISION OF R&D DEPARTMENT EXCEPT AS AUTHORIZED BY COMPAL ELECTRONICS, INC. NEITHER THIS SHEET NOR THE INFORMATION IT CONTAINS MAY BE USED BY OR DISCLOSED TO ANY THIRD PARTY WITHOUT PRIOR WRITTEN CONSENT OF COMPAL ELECTRONICS, INC.				Date:	Friday, March 07, 2008	Rev: 0.4
				Sheet	of	54

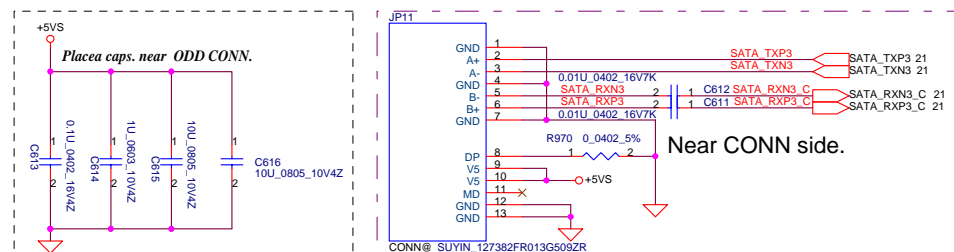
HDD Connector



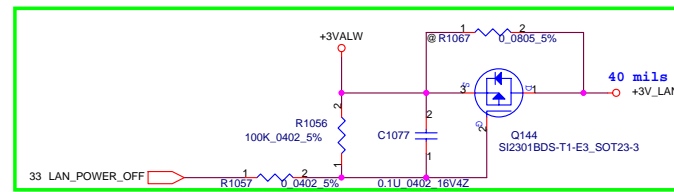
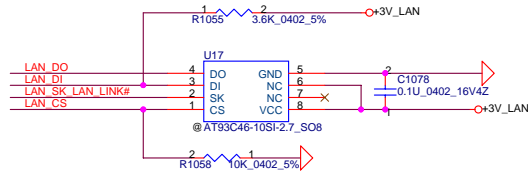
Multi-Bay Connector-option



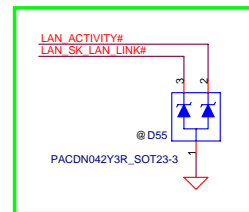
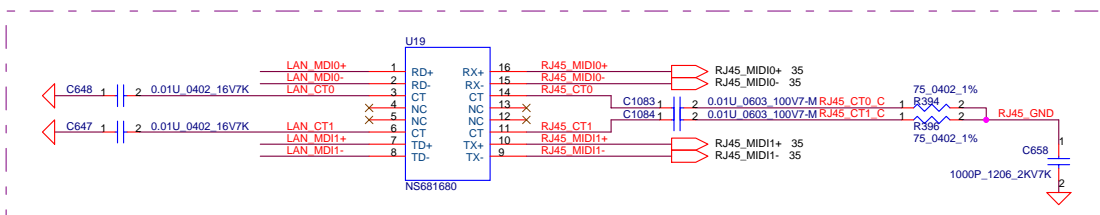
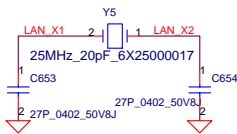
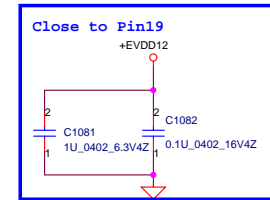
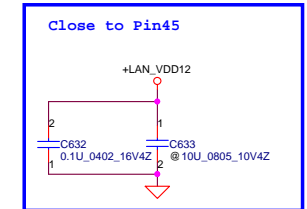
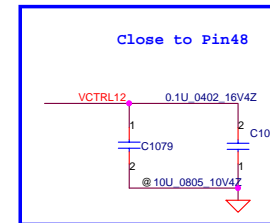
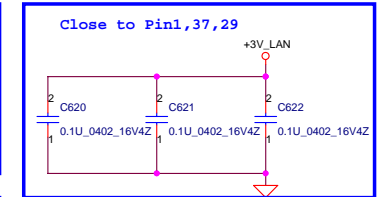
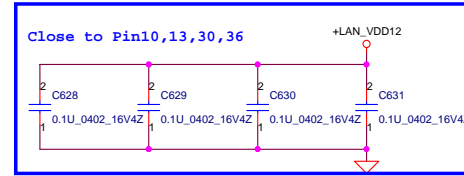
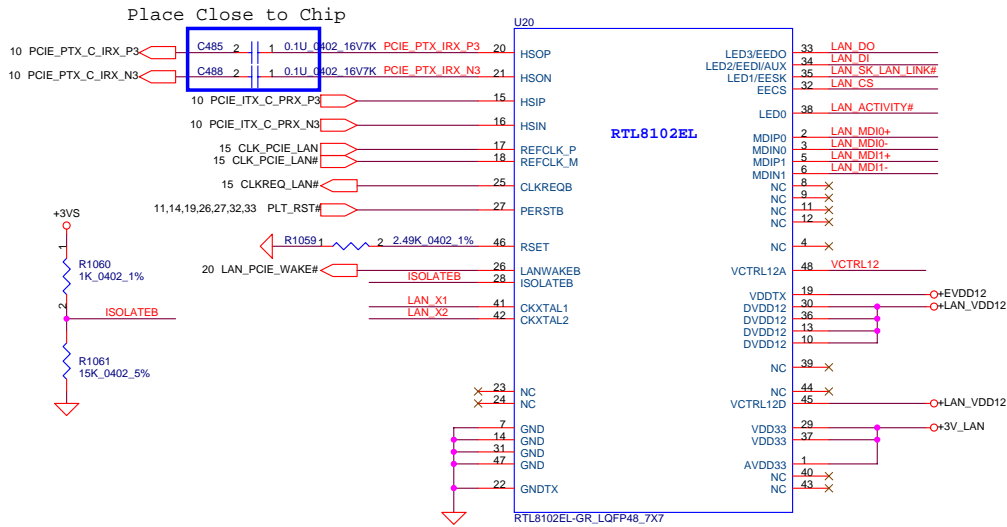
CD-ROM Connector



Security Classification	Compal Secret Data			Title	
Issued Date	2007/08/02	Deciphered Date	2008/08/02	Compal Electronics, Inc.	
THIS SHEET OF ENGINEERING DRAWING IS THE PROPRIETARY PROPERTY OF COMPAL ELECTRONICS, INC. AND CONTAINS CONFIDENTIAL AND TRADE SECRET INFORMATION. THIS SHEET MAY NOT BE TRANSFERRED FROM THE CUSTODY OF THE COMPETENT DIVISION OF R&D DEPARTMENT EXCEPT AS AUTHORIZED BY COMPAL ELECTRONICS, INC. NEITHER THIS SHEET NOR THE INFORMATION IT CONTAINS MAY BE USED BY OR DISCLOSED TO ANY THIRD PARTY WITHOUT PRIOR WRITTEN CONSENT OF COMPAL ELECTRONICS, INC.				Document Number	Rev
				LA-411P	0.4
Date: Friday, March 07, 2008				Sheet	24 of 54

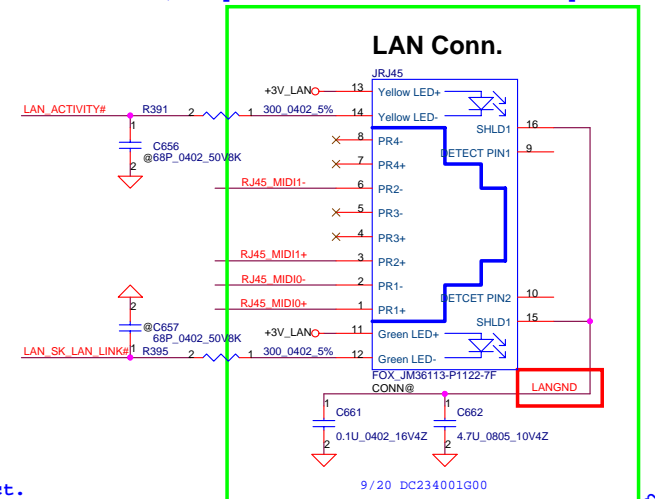


03/06 Stuff Q144, R1056, R1057, C1077 and reserve R1067.



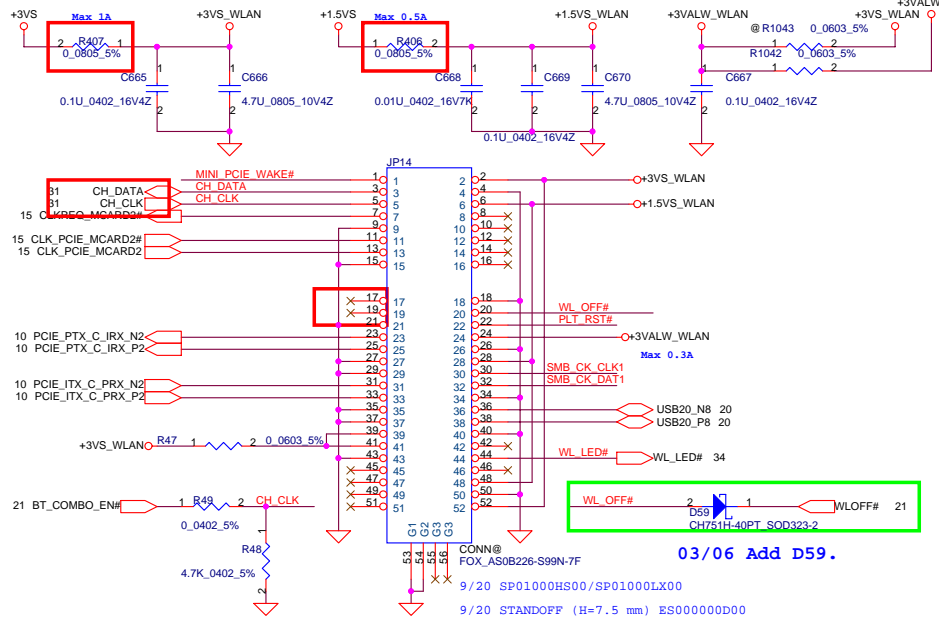
02/12 Reserve D55 for ESD protect.

02/22 Update RJ45 connector PCB Footprint.

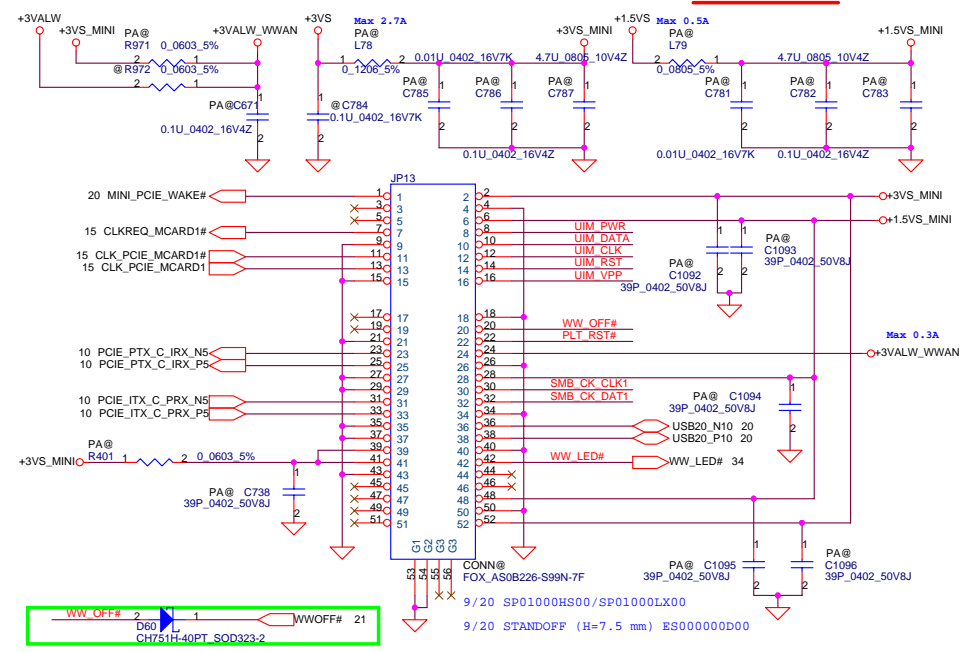


Security Classification	Compal Secret Data			Title	RTL8111C/8102E 10/100/1000 LAN	
Issued Date	2007/08/02	Deciphered Date	2008/08/02	Document Number	LA-4111P	Rev
THIS SHEET OF ENGINEERING DRAWING IS THE PROPRIETARY PROPERTY OF COMPAL ELECTRONICS, INC. AND CONTAINS CONFIDENTIAL AND TRADE SECRET INFORMATION. THIS SHEET MAY NOT BE TRANSFERRED FROM THE CUSTODY OF THE COMPETENT DIVISION OF R&D DEPARTMENT EXCEPT AS AUTHORIZED BY COMPAL ELECTRONICS, INC. NEITHER THIS SHEET NOR THE INFORMATION IT CONTAINS MAY BE USED BY OR DISCLOSED TO ANY THIRD PARTY WITHOUT PRIOR WRITTEN CONSENT OF COMPAL ELECTRONICS, INC.				Customer	LA-4111P	0.4
Date:	Friday, March 07, 2008	Sheet	of	54		

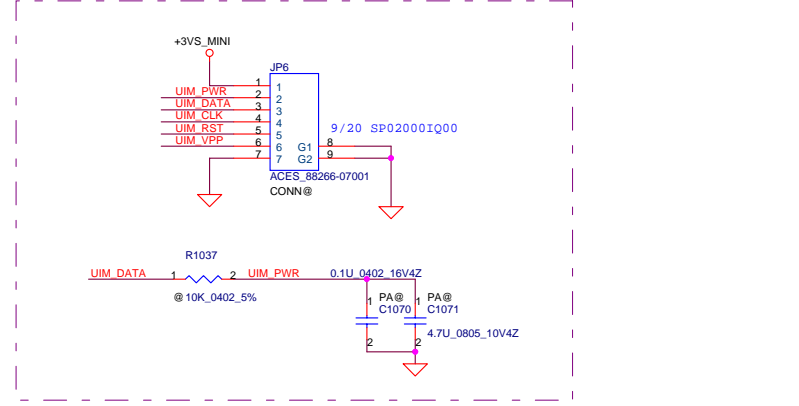
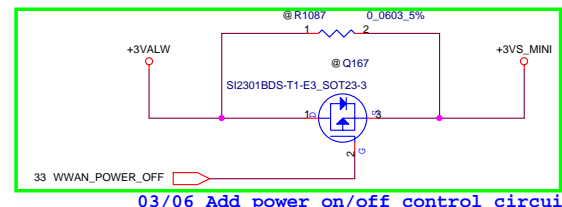
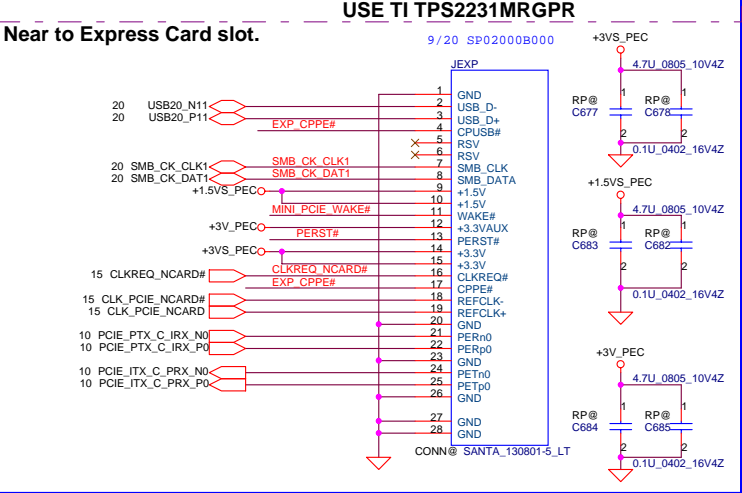
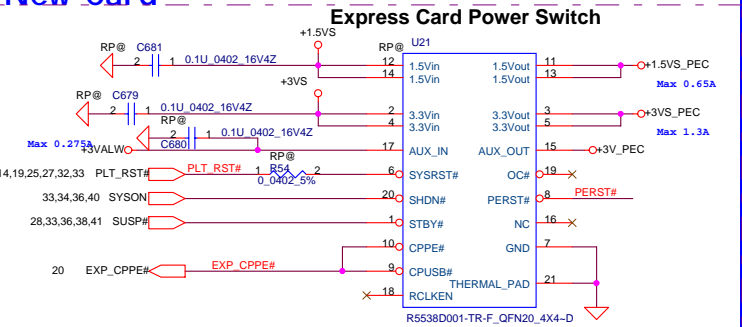
Mini Card Slot 2---WLAN



Mini Card Slot 1---TV tuner / WWAN / Robson

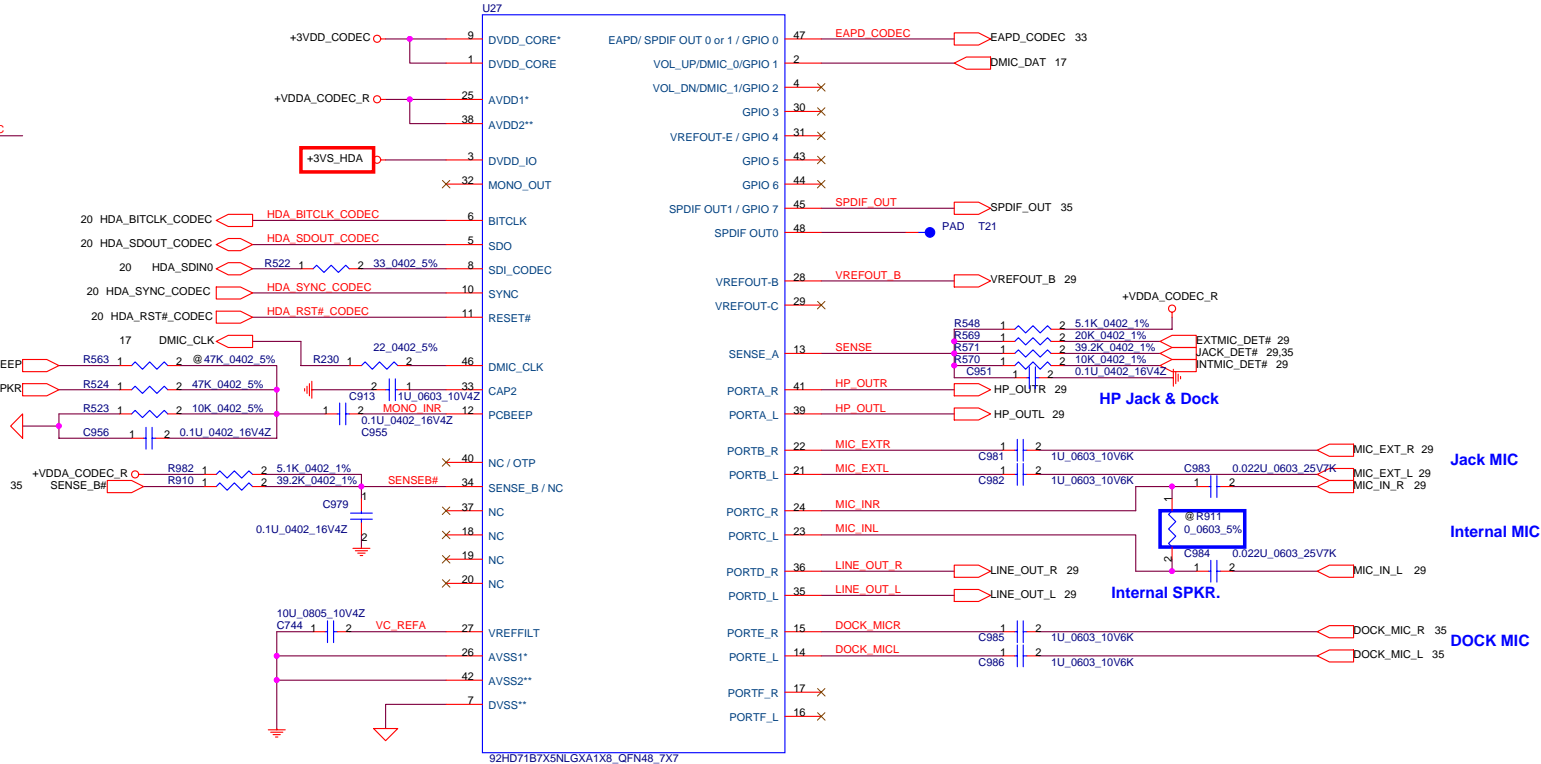
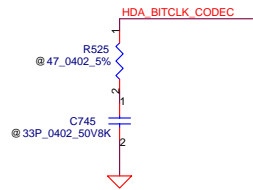
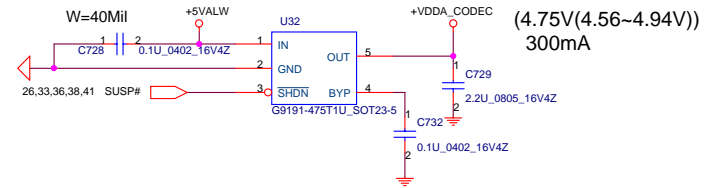
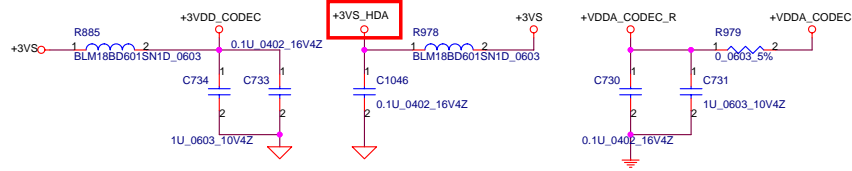


New Card

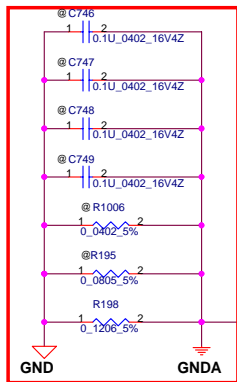


Security Classification	Compal Secret Data		Title	Compal Electronics, Inc.	
Issued Date	2007/08/02	Deciphered Date	2008/08/02	WLAN/TV tuner/Express Card	
THIS SHEET OF ENGINEERING DRAWING IS THE PROPRIETARY PROPERTY OF COMPAL ELECTRONICS, INC. AND CONTAINS CONFIDENTIAL AND TRADE SECRET INFORMATION. THIS SHEET MAY NOT BE TRANSFERRED FROM THE CUSTODY OF THE COMPETENT DIVISION OF R&D DEPARTMENT EXCEPT AS AUTHORIZED BY COMPAL ELECTRONICS, INC. NEITHER THIS SHEET NOR THE INFORMATION IT CONTAINS MAY BE USED BY OR DISCLOSED TO ANY THIRD PARTY WITHOUT PRIOR WRITTEN CONSENT OF COMPAL ELECTRONICS, INC.					
Customer	Document Number	Rev	Date:	Friday, March 07, 2008	Sheet 26 of 54
	LA-411IP	0.4			

CODEC POWER

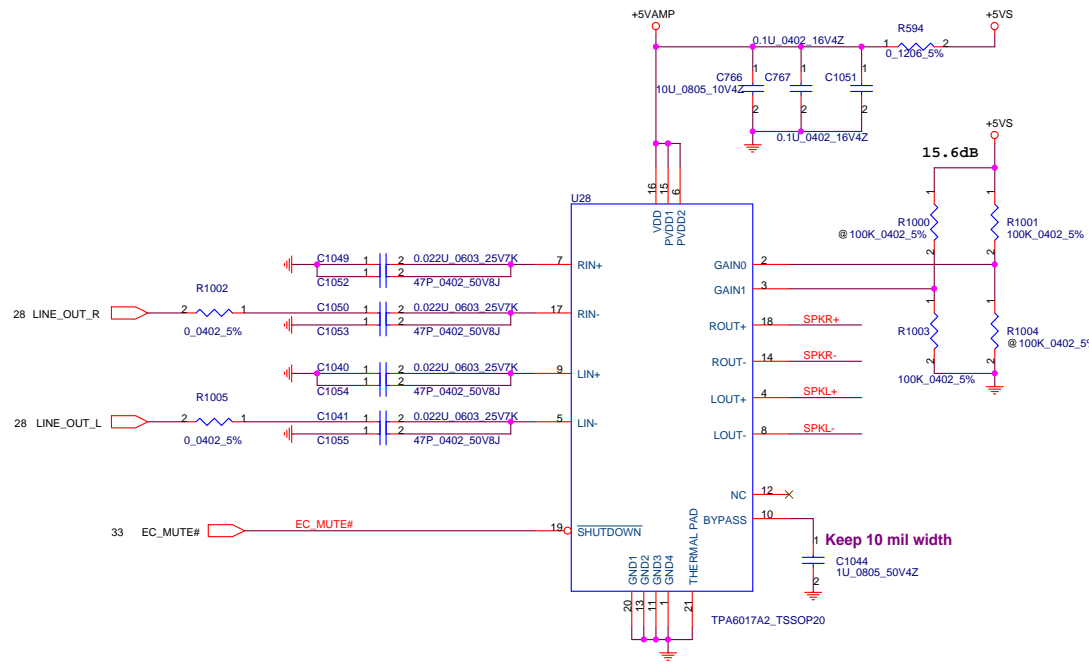


SENSE A		SENSE B	
Port	Resistor	Port	Resistor
A	39.2K	E	39.2K
B	20K	F	20K
C	10K	G	10K
D	5.11K	H	5.11K

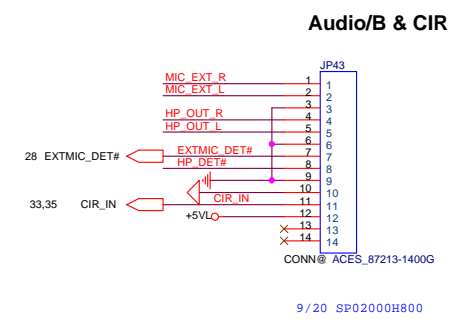
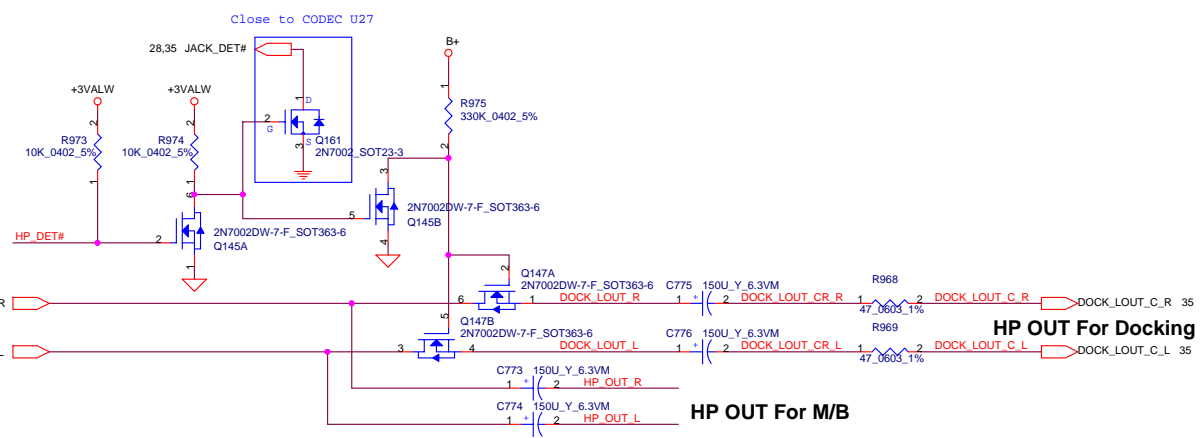
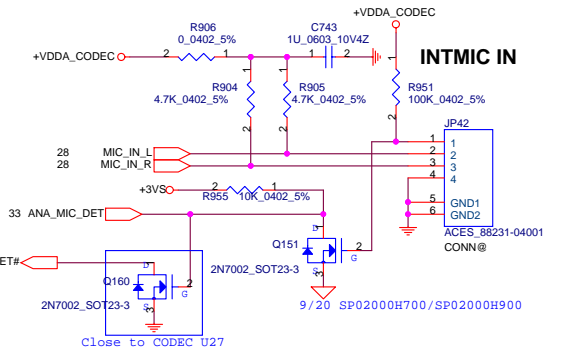
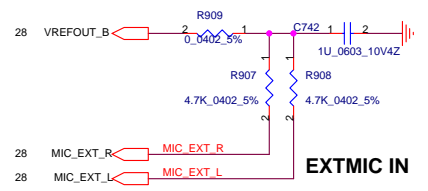
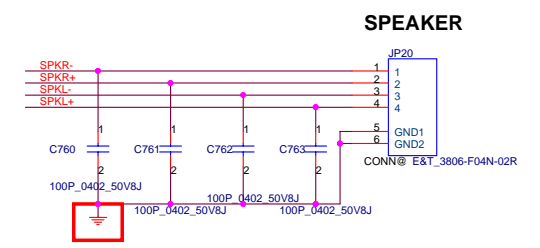


Use an 80mil to connection or place a 1206 resistor under CODEC with double vias.

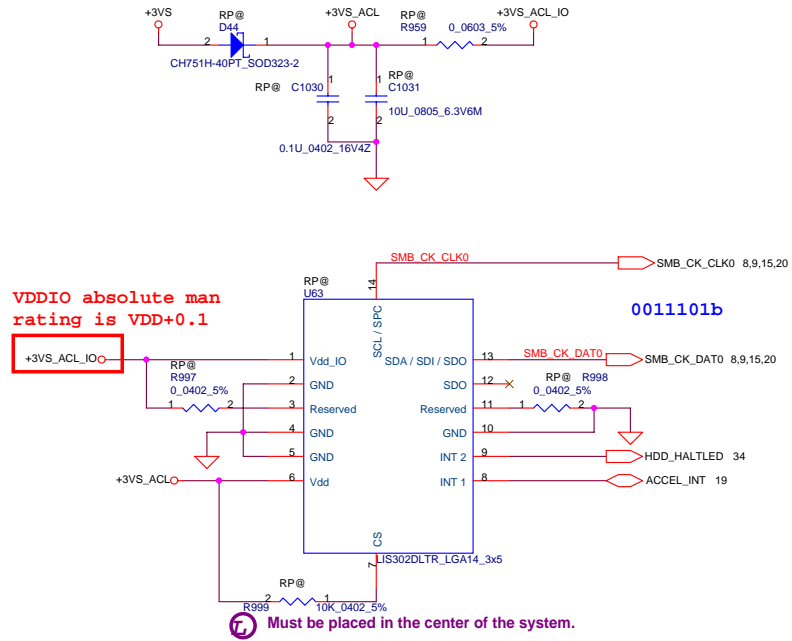
Security Classification	Compal Secret Data		Title	Compal Electronics, Inc.	
Issued Date	2007/08/02	Deciphered Date	2008/08/02	Document Number	
THIS SHEET OF ENGINEERING DRAWING IS THE PROPRIETARY PROPERTY OF COMPAL ELECTRONICS, INC. AND CONTAINS CONFIDENTIAL AND TRADE SECRET INFORMATION. THIS SHEET MAY NOT BE TRANSFERRED FROM THE CUSTODY OF THE COMPETENT DIVISION OF R&D DEPARTMENT EXCEPT AS AUTHORIZED BY COMPAL ELECTRONICS, INC. NEITHER THIS SHEET NOR THE INFORMATION IT CONTAINS MAY BE USED BY OR DISCLOSED TO ANY THIRD PARTY WITHOUT PRIOR WRITTEN CONSENT OF COMPAL ELECTRONICS, INC.				Rev 0.4	
Date: Friday, March 07, 2008				Sheet 28 of 54	



GAIN0	GAIN1	Av (inv)
0	0	6dB
0	1	10dB
1	0	15.6dB
1	1	21.6dB

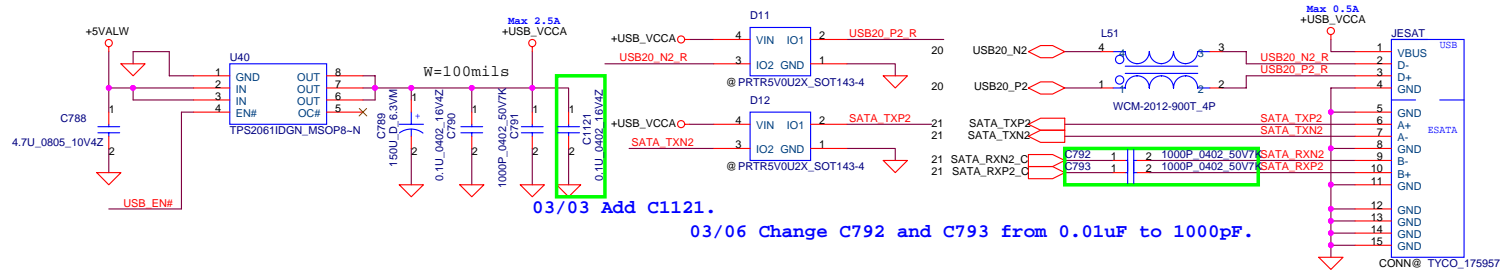


ACCELEROMETER

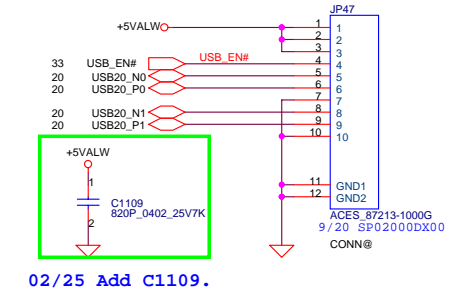


Security Classification	Compal Secret Data		Title	Compal Electronics, Inc.	
Issued Date	2007/08/02	Deciphered Date	2008/08/02	Accelerometer	
THIS SHEET OF ENGINEERING DRAWING IS THE PROPRIETARY PROPERTY OF COMPAL ELECTRONICS, INC. AND CONTAINS CONFIDENTIAL AND TRADE SECRET INFORMATION. THIS SHEET MAY NOT BE TRANSFERRED FROM THE CUSTODY OF THE COMPETENT DIVISION OF R&D DEPARTMENT EXCEPT AS AUTHORIZED BY COMPAL ELECTRONICS, INC. NEITHER THIS SHEET NOR THE INFORMATION IT CONTAINS MAY BE USED BY OR DISCLOSED TO ANY THIRD PARTY WITHOUT PRIOR WRITTEN CONSENT OF COMPAL ELECTRONICS, INC.			Document Number	LA-4111P	Rev 0.4
Date:	Friday, March 07, 2008	Sheet	30	of	54

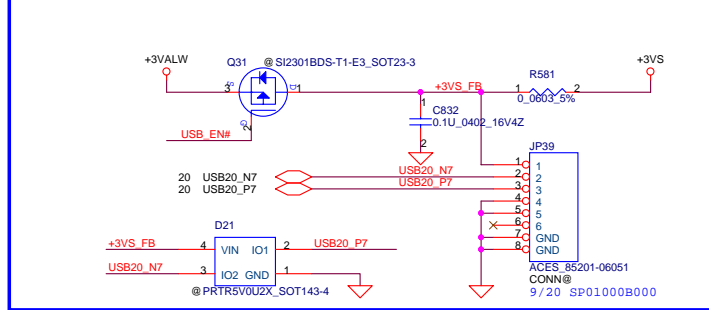
Left side USB CONNECTOR



Right side USB 0&1 Board Conn

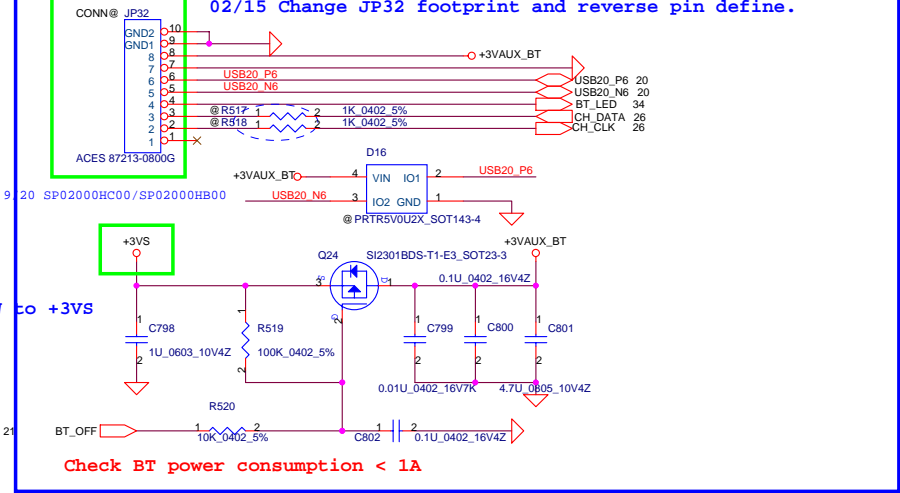


Finger printer

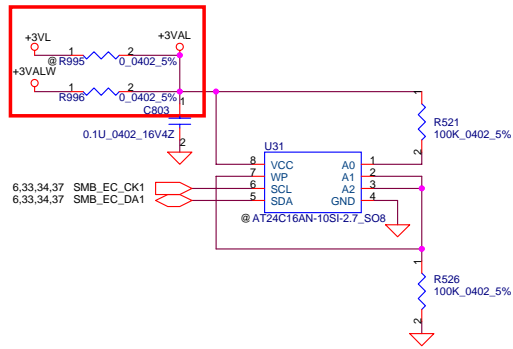


02/15 Change from +3VALW to +3VS

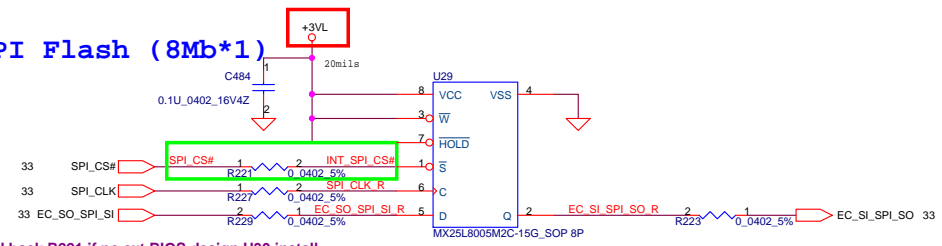
BT Connector



Security Classification	Compal Secret Data			Title	Compal Electronics, Inc.	
Issued Date	2007/08/02	Deciphered Date	2008/08/02	Document Number	USB, BT, eSATA, FPR	
THIS SHEET OF ENGINEERING DRAWING IS THE PROPRIETARY PROPERTY OF COMPAL ELECTRONICS, INC. AND CONTAINS CONFIDENTIAL AND TRADE SECRET INFORMATION. THIS SHEET MAY NOT BE TRANSFERRED FROM THE CUSTODY OF THE COMPETENT DIVISION OF R&D DEPARTMENT EXCEPT AS AUTHORIZED BY COMPAL ELECTRONICS, INC. NEITHER THIS SHEET NOR THE INFORMATION IT CONTAINS MAY BE USED BY OR DISCLOSED TO ANY THIRD PARTY WITHOUT PRIOR WRITTEN CONSENT OF COMPAL ELECTRONICS, INC.				Date:	Friday, March 07, 2008	Sheet of 54



SPI Flash (8Mb*1)

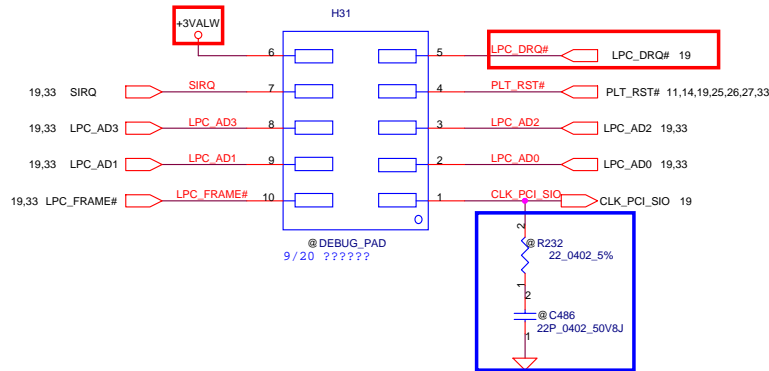


Need add back R221 if no ext BIOS design U30 install.

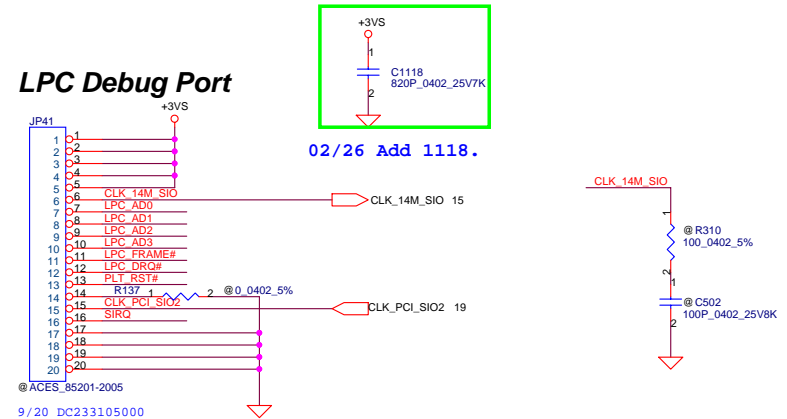


02/18 Remove U30, C489, R226 and R228. Stuff R221.

LPC Debug Port

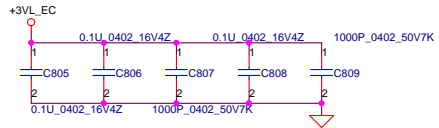


LPC Debug Port

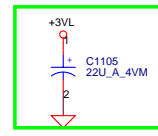


02/26 Add 1118.

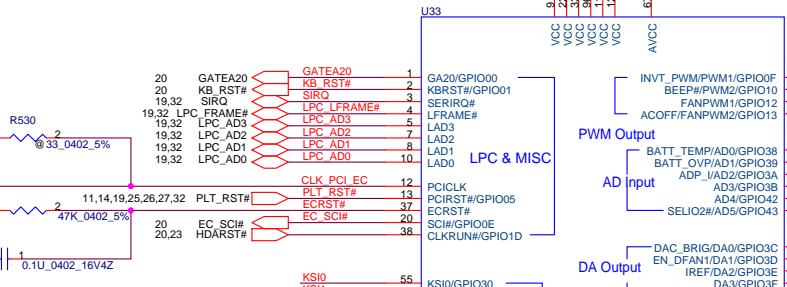
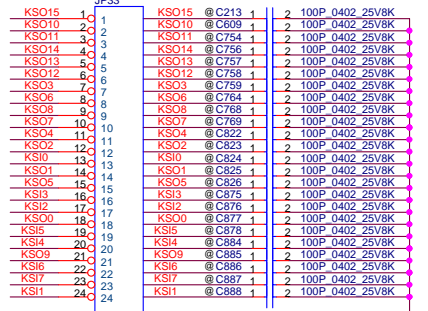
Security Classification	Compal Secret Data			Title	
Issued Date	2007/08/02	Deciphered Date	2008/08/02	BIOS ROM/Debug Tool	
THIS SHEET OF ENGINEERING DRAWING IS THE PROPRIETARY PROPERTY OF COMPAL ELECTRONICS, INC. AND CONTAINS CONFIDENTIAL AND TRADE SECRET INFORMATION. THIS SHEET MAY NOT BE TRANSFERRED FROM THE CUSTODY OF THE COMPETENT DIVISION OF R&D DEPARTMENT EXCEPT AS AUTHORIZED BY COMPAL ELECTRONICS, INC. NEITHER THIS SHEET NOR THE INFORMATION IT CONTAINS MAY BE USED BY OR DISCLOSED TO ANY THIRD PARTY WITHOUT PRIOR WRITTEN CONSENT OF COMPAL ELECTRONICS, INC.				Document Number	Rev
				LA-411P	0.4
Date:	Friday, March 07, 2008	Sheet	32	of	54



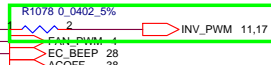
02/22 Add C1105 for +3V_L.



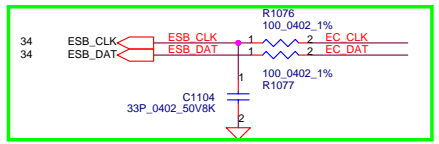
Keyboard Connector For EMI



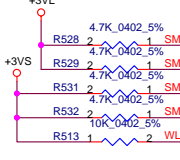
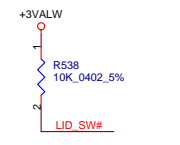
02/22 Add R1078.



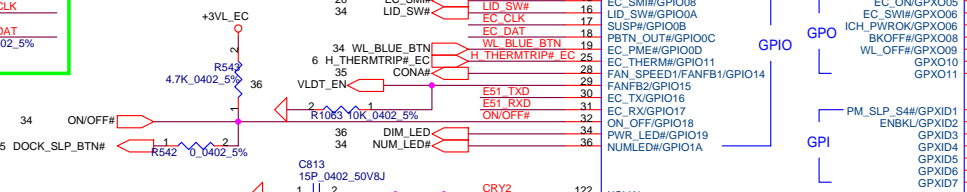
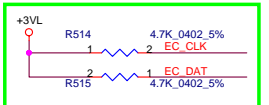
02/22 Add R1076, C1104 and R1077 for EMI request.



Please close to EC.



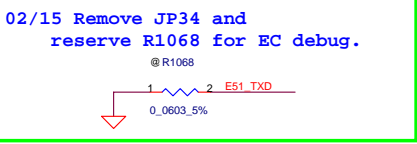
02/18 Chagne R514 and R515 to 4.7K ohm.



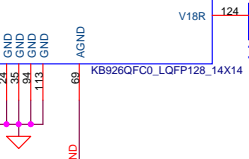
03/06 Stuff R544.



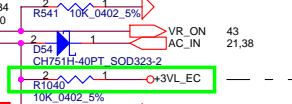
EC DEBUG port



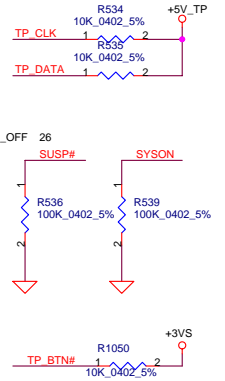
Need 4.7uf for 926 C version



02/15 Change R1040 from 100K to 10K ohm and connect to +3V_L_EC



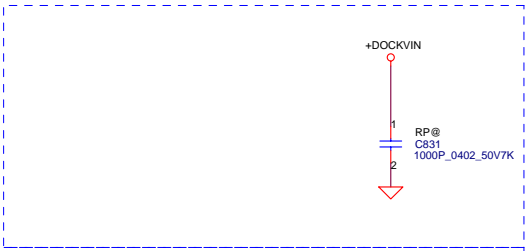
TP_LED#=L, T/P disable
TP_LED#=float (GPO), T/P enable



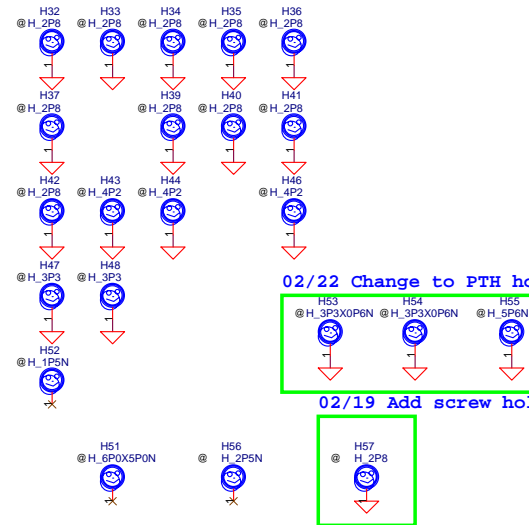
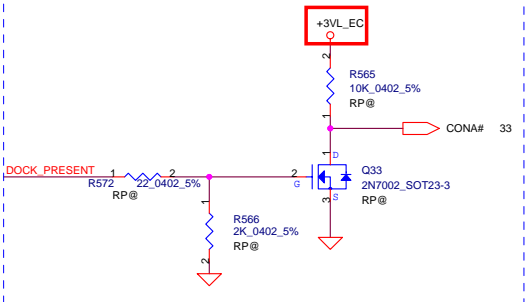
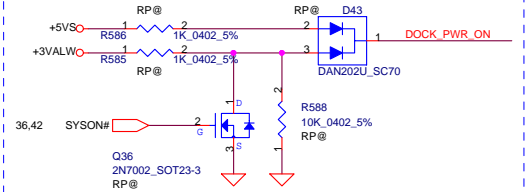
Security Classification	Compal Secret Data	
Issued Date	2007/08/02	Deciphered Date
		2008/08/02
THIS SHEET OF ENGINEERING DRAWING IS THE PROPRIETARY PROPERTY OF COMPAL ELECTRONICS, INC. AND CONTAINS CONFIDENTIAL AND TRADE SECRET INFORMATION. THIS SHEET MAY NOT BE TRANSFERRED FROM THE CUSTODY OF THE COMPETENT DIVISION OF R&D DEPARTMENT EXCEPT AS AUTHORIZED BY COMPAL ELECTRONICS, INC. NEITHER THIS SHEET NOR THE INFORMATION IT CONTAINS MAY BE USED BY OR DISCLOSED TO ANY THIRD PARTY WITHOUT PRIOR WRITTEN CONSENT OF COMPAL ELECTRONICS, INC.		

Title		Compal Electronics, Inc.	
EC KB926/KB conn		Document Number	LA-4111P
Date:	Friday, March 07, 2008	Sheet	of 54

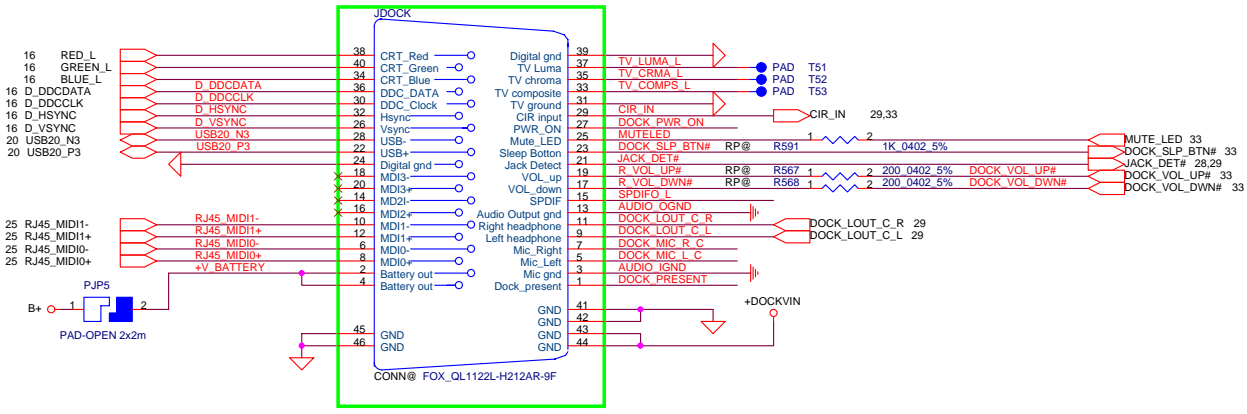
mailto:henzai@hotmail.com



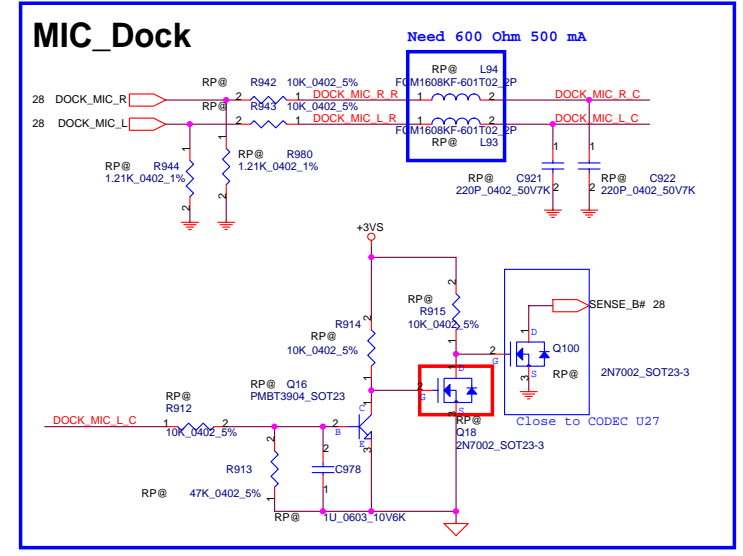
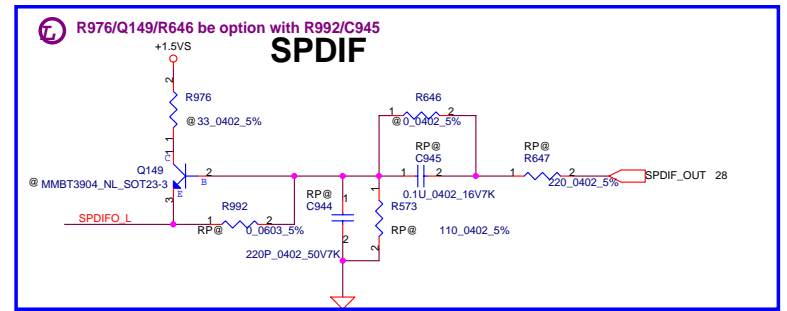
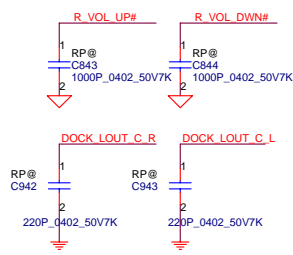
DOCK_PWR_ON Spec
0V = Notebook S4/S5, Dock off
2.5V = Notebook S3, Dock on
4V = Notebook S0, Dock on



Atlas/ Saturn Dock



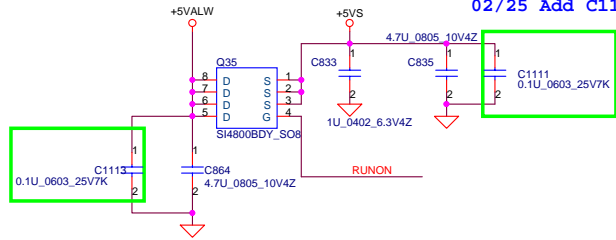
03/03 Change JDOCK Footprint



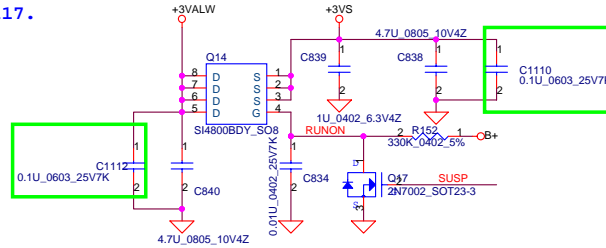
Security Classification	Compal Secret Data		Title	Compal Electronics, Inc.	
Issued Date	2007/08/02	Deciphered Date	2008/08/02	DOCK CONN	
THIS SHEET OF ENGINEERING DRAWING IS THE PROPRIETARY PROPERTY OF COMPAL ELECTRONICS, INC. AND CONTAINS CONFIDENTIAL AND TRADE SECRET INFORMATION. THIS SHEET MAY NOT BE TRANSFERRED FROM THE CUSTODY OF THE COMPETENT DIVISION OF COMPAL ELECTRONICS, INC. DEPARTMENT EXCEPT AS AUTHORIZED BY COMPAL ELECTRONICS, INC. NEITHER THIS SHEET NOR THE INFORMATION IT CONTAINS MAY BE USED BY OR DISCLOSED TO ANY THIRD PARTY WITHOUT PRIOR WRITTEN CONSENT OF COMPAL ELECTRONICS, INC.					
Document Number	LA-4111P		Rev	0.4	
Date:	Friday, March 07, 2008	Sheet	of	54	

+5VALW TO +5VS

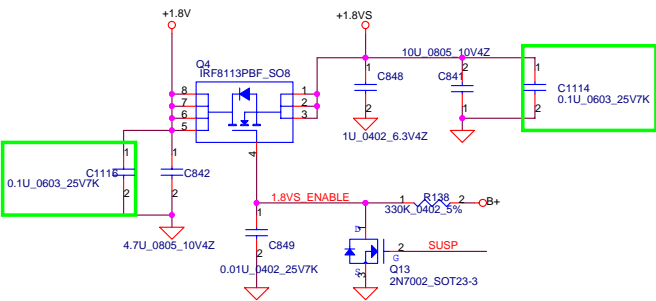
02/25 Add C1110-C1117.



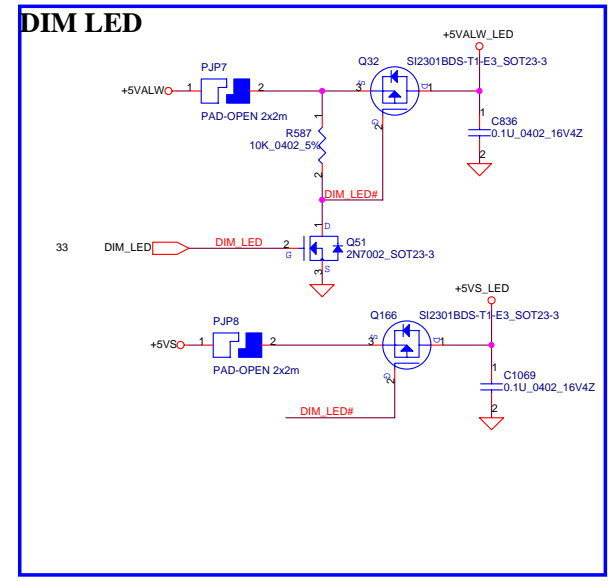
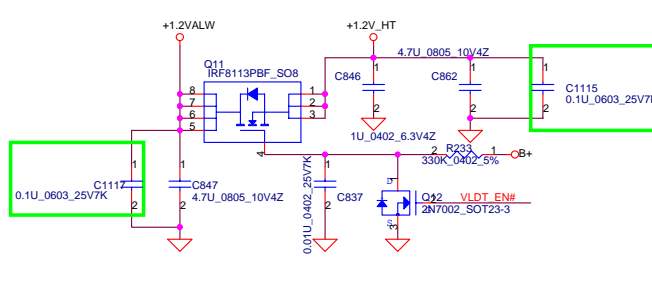
+3VALW TO +3VS



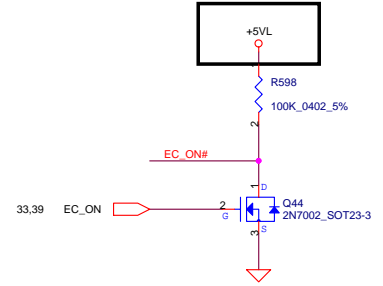
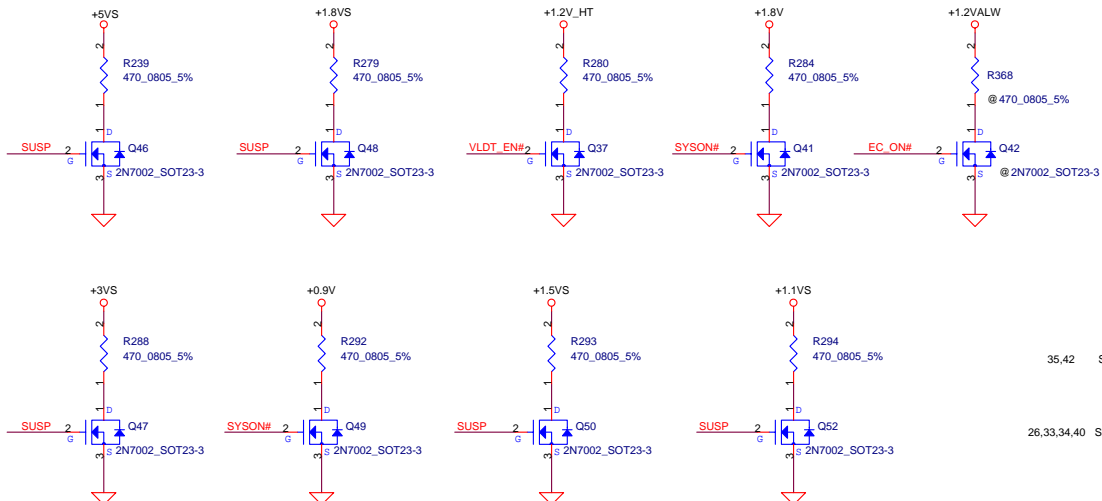
+1.8V TO +1.8VS



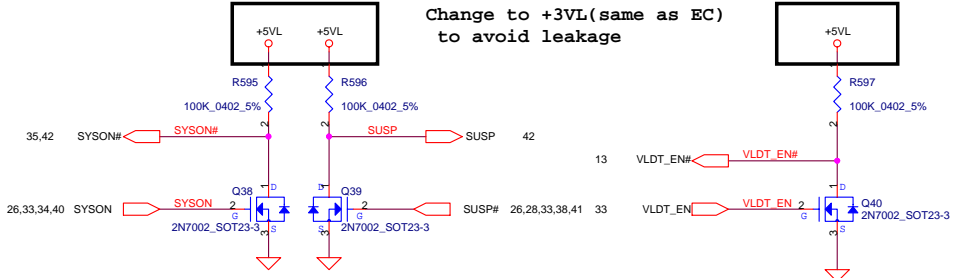
+1.2VALW TO +1.2V_HT



Discharge circuit



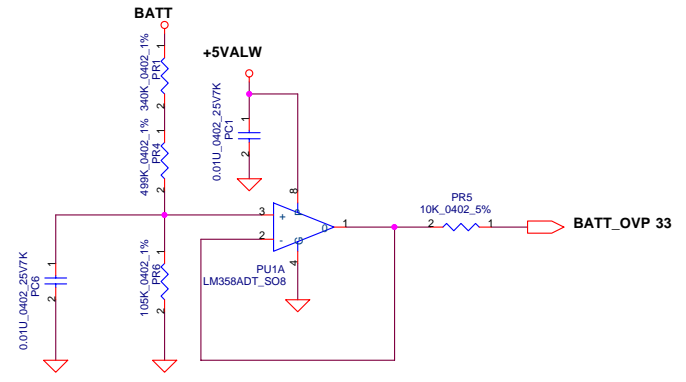
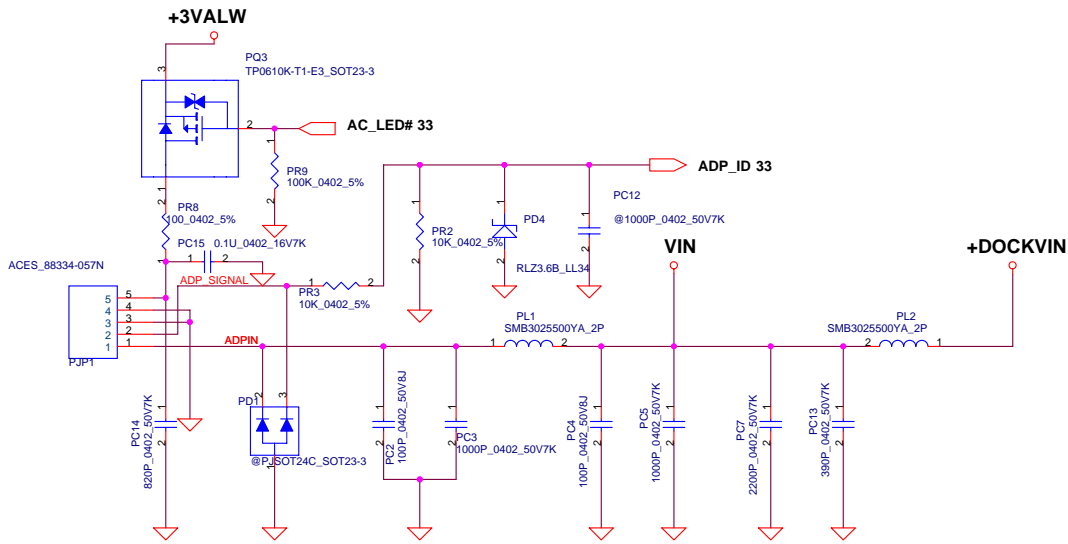
Change to +3VL(same as EC) to avoid leakage



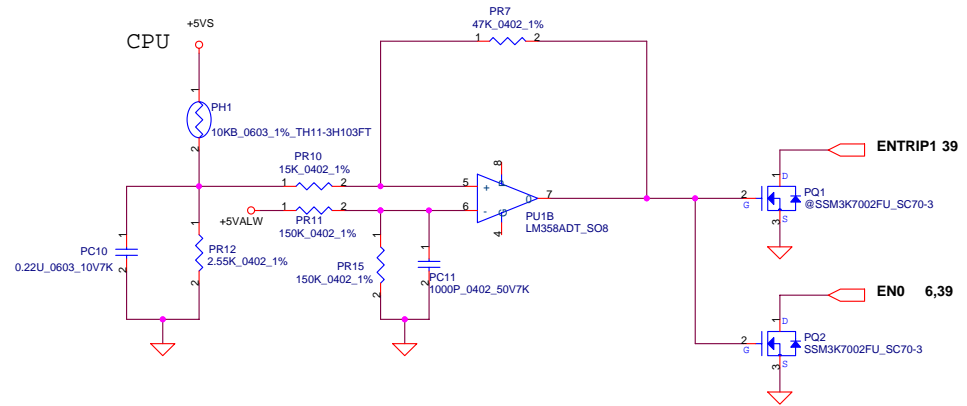
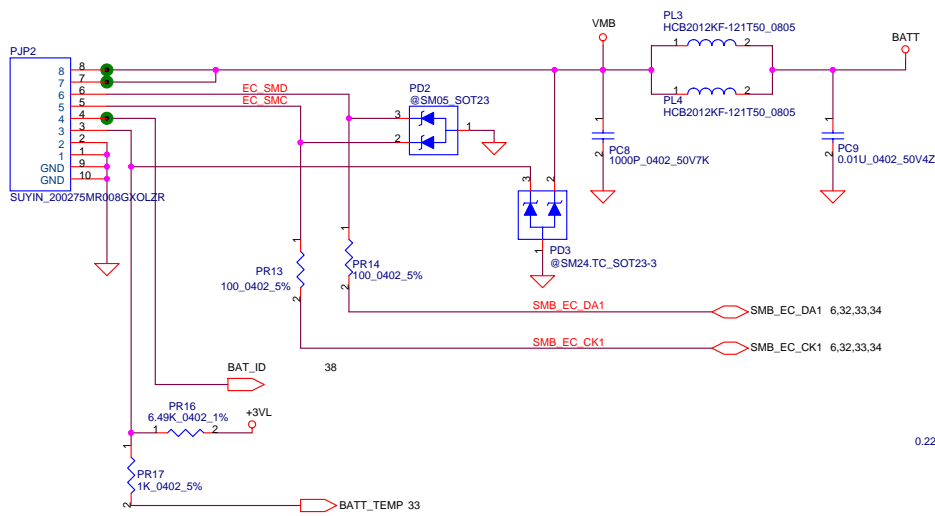
Security Classification	Compal Secret Data		Title	Compal Electronics, Inc.	
Issued Date	2007/08/02	Deciphered Date	2008/08/02	DC/DC Circuits	
THIS SHEET OF ENGINEERING DRAWING IS THE PROPRIETARY PROPERTY OF COMPAL ELECTRONICS, INC. AND CONTAINS CONFIDENTIAL AND TRADE SECRET INFORMATION. THIS SHEET MAY NOT BE TRANSFERRED FROM THE CUSTODY OF THE COMPETENT DIVISION OF R&D CUSTOMER DEPARTMENT EXCEPT AS AUTHORIZED BY COMPAL ELECTRONICS, INC. NEITHER THIS SHEET NOR THE INFORMATION IT CONTAINS MAY BE USED BY OR DISCLOSED TO ANY THIRD PARTY WITHOUT PRIOR WRITTEN CONSENT OF COMPAL ELECTRONICS, INC.					
Document Number	LA-411P		Date:	Friday, March 07, 2008	Rev 0.4
Sheet 36 of 54					



BATT1
45@CR2032 RTC BATTERY

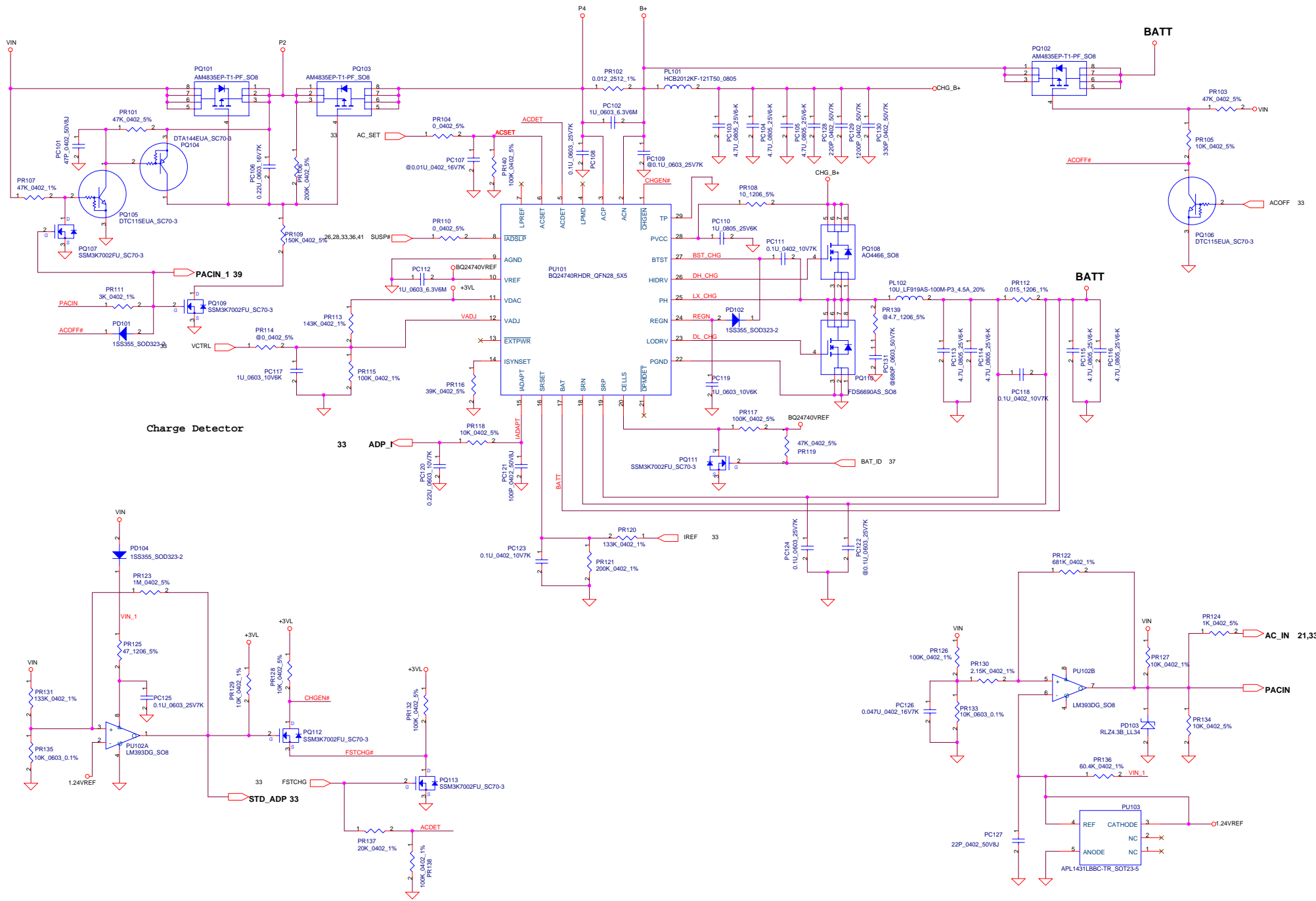


PH1 under CPU bottom side :
CPU thermal protection at 90 +-3 degree C
Recovery at 47 +-3 degree C



Security Classification	Compal Secret Data			Title	Compal Electronics, Inc.	
Issued Date	2007/08/02	Deciphered Date	2008/08/02	Document Number	DC Connector/CPU OTP	
THIS SHEET OF ENGINEERING DRAWING IS THE PROPRIETARY PROPERTY OF COMPAL ELECTRONICS, INC. AND CONTAINS CONFIDENTIAL AND TRADE SECRET INFORMATION. THIS SHEET MAY NOT BE TRANSFERRED FROM THE CUSTODY OF THE COMPETENT DIVISION OF R&D TO ANY OTHER DEPARTMENT EXCEPT AS AUTHORIZED BY COMPAL ELECTRONICS, INC. NEITHER THIS SHEET NOR THE INFORMATION IT CONTAINS MAY BE USED BY OR DISCLOSED TO ANY THIRD PARTY WITHOUT PRIOR WRITTEN CONSENT OF COMPAL ELECTRONICS, INC.				Date	Friday, March 07, 2008	Sheet of 54

hewaint@rdmail.com

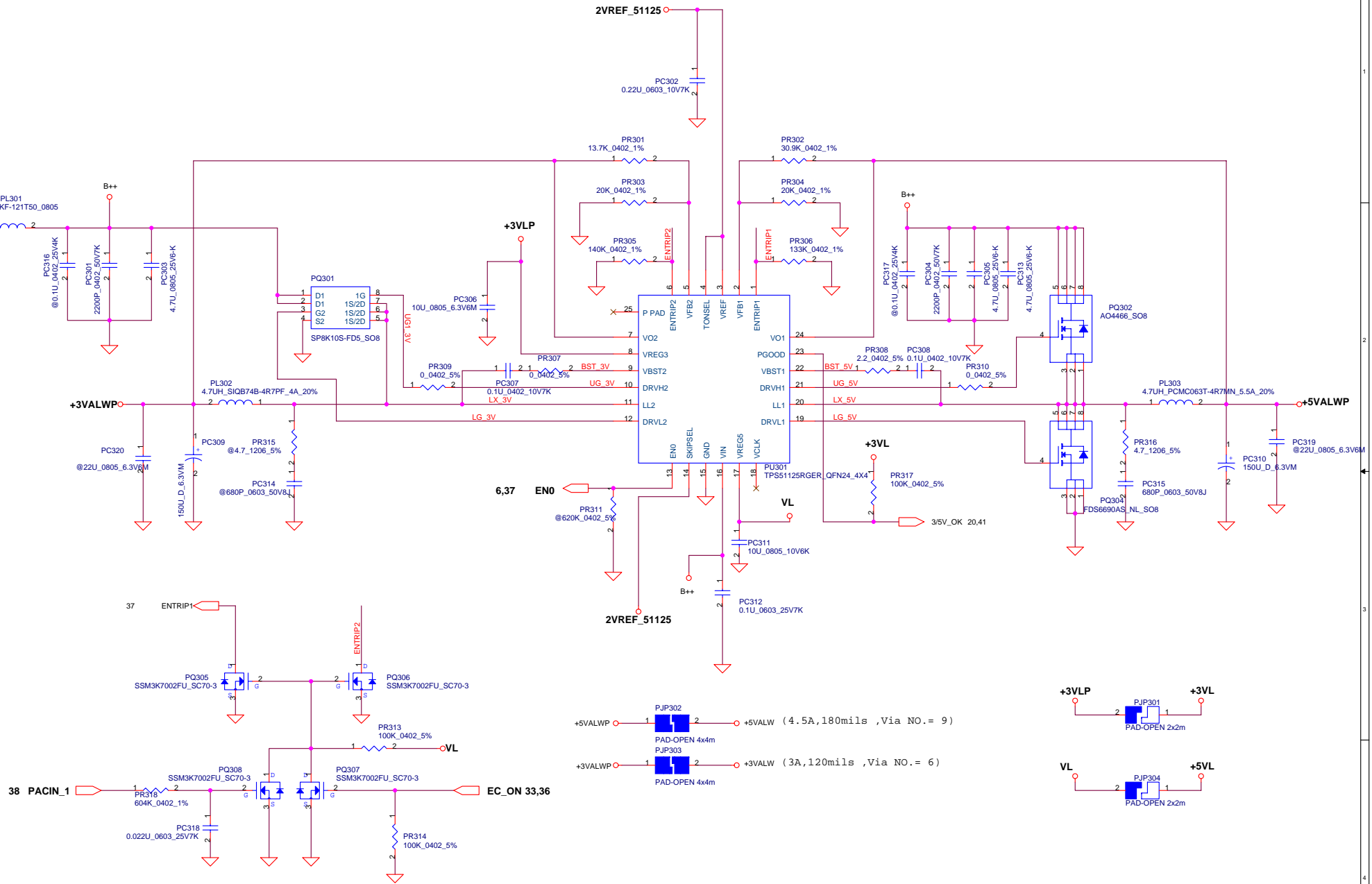


Security Classification		Compal Secret Data		Title	
Issued Date	2007/05/29	Deciphered Date	2008/05/29	Size	Document Number
THIS SHEET OF ENGINEERING DRAWING IS THE PROPRIETARY PROPERTY OF COMPAL ELECTRONICS, INC. AND CONTAINS CONFIDENTIAL AND TRADE SECRET INFORMATION. THIS SHEET MAY NOT BE TRANSFERRED FROM THE CUSTODY OF THE COMPETENT DIVISION OF R&D DEPARTMENT EXCEPT AS AUTHORIZED BY COMPAL ELECTRONICS, INC. NEITHER THIS SHEET NOR THE INFORMATION IT CONTAINS MAY BE USED BY OR DISCLOSED TO ANY THIRD PARTY WITHOUT PRIOR WRITTEN CONSENT OF COMPAL ELECTRONICS, INC.				Rev	0.4
Date:	Friday, March 07, 2008	Sheet	38	of	54

Compal Electronics, Inc.

Charger

LA-3941P



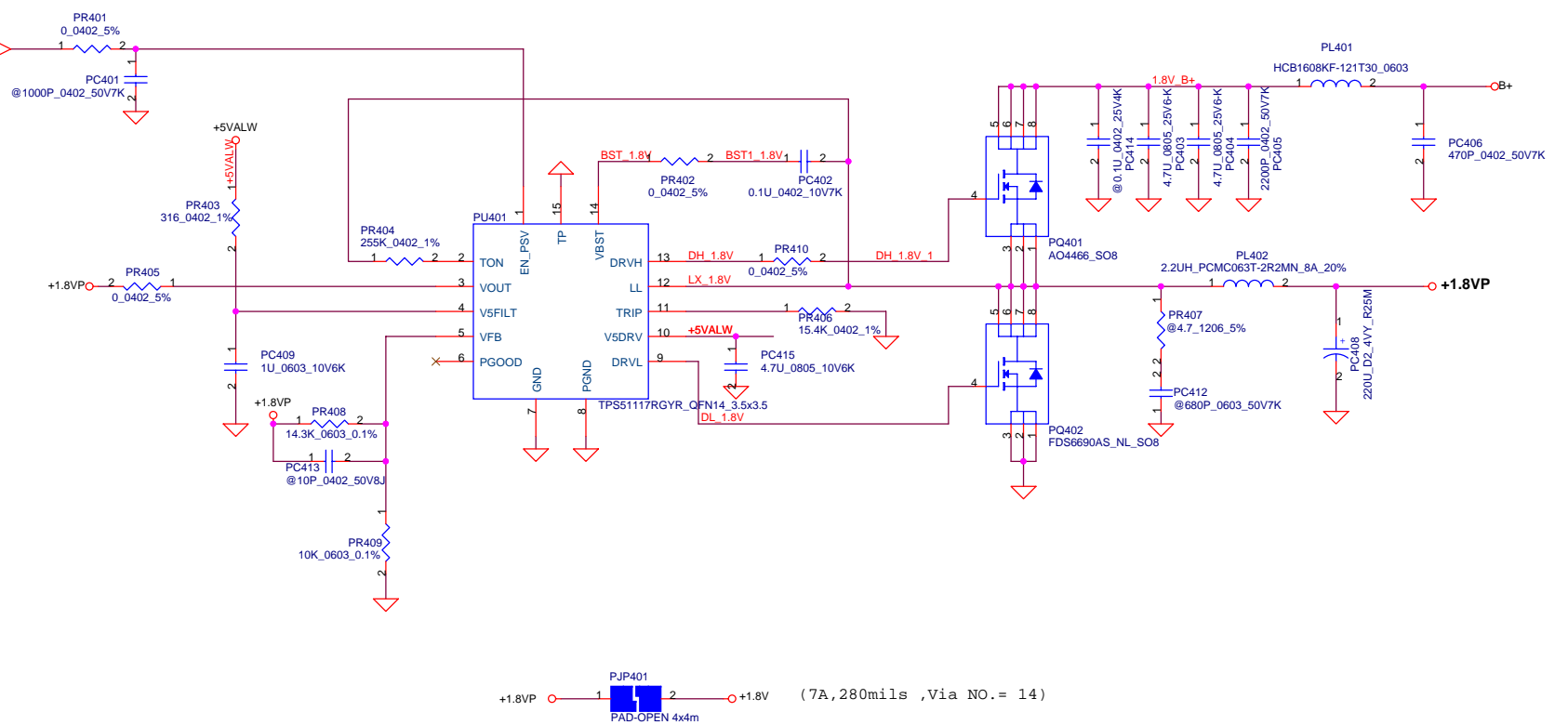
Security Classification	Compal Secret Data	
Issued Date	2007/08/02	Deciphered Date
		2008/08/02

THIS SHEET OF ENGINEERING DRAWING IS THE PROPRIETARY PROPERTY OF COMPAL ELECTRONICS, INC. AND CONTAINS CONFIDENTIAL AND TRADE SECRET INFORMATION. THIS SHEET MAY NOT BE TRANSFERRED FROM THE CUSTODY OF THE COMPETENT DIVISION OF R&D DEPARTMENT EXCEPT AS AUTHORIZED BY COMPAL ELECTRONICS, INC. NEITHER THIS SHEET NOR THE INFORMATION IT CONTAINS MAY BE USED BY OR DISCLOSED TO ANY THIRD PARTY WITHOUT PRIOR WRITTEN CONSENT OF COMPAL ELECTRONICS, INC.

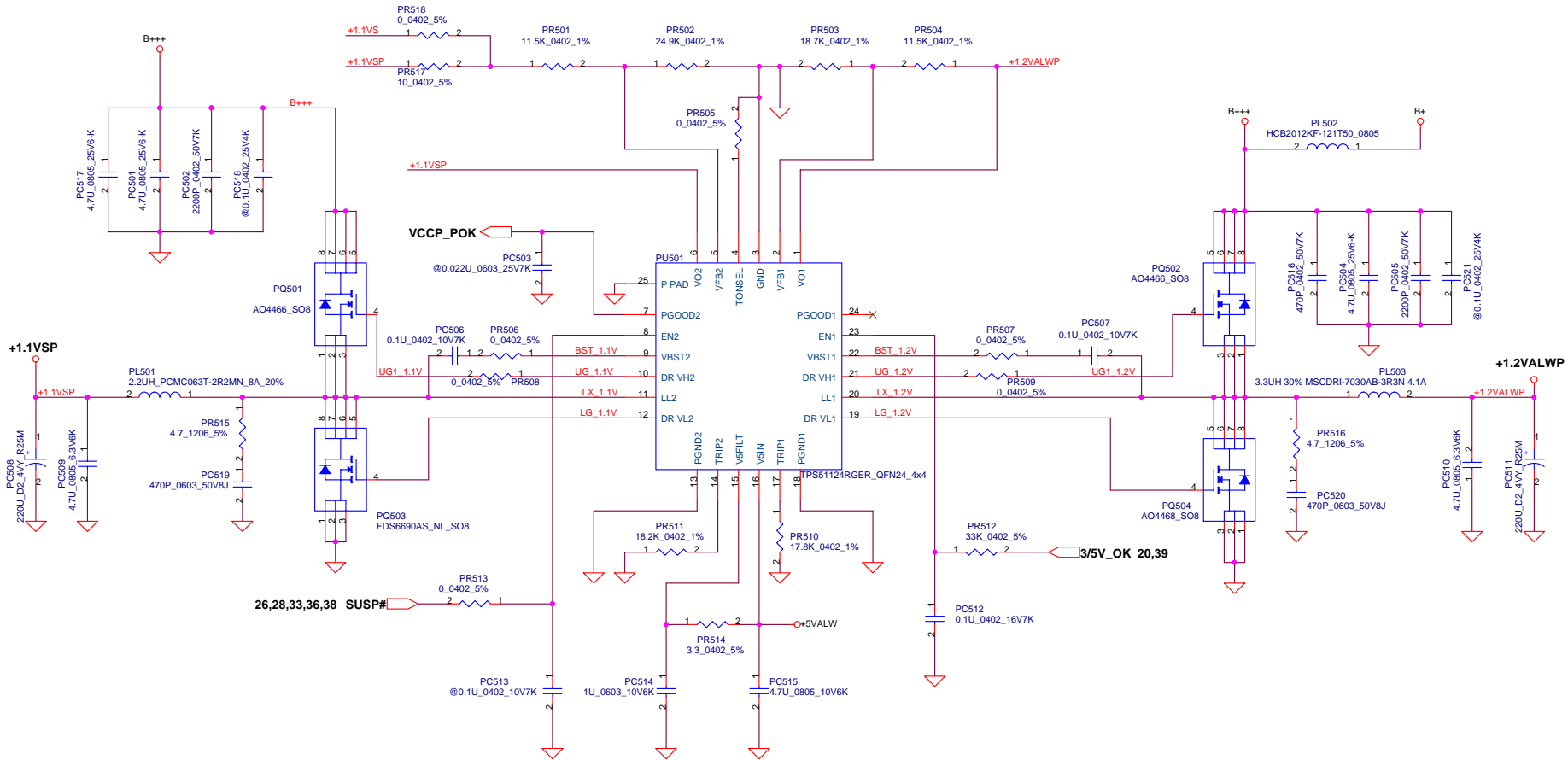
Title		
3.3VALWP/5VALWP		
Document Number	LA-4111P	
Rev	0.4	
Date:	Friday, March 07, 2008	Sheet of 54

henryj@hotmail.com

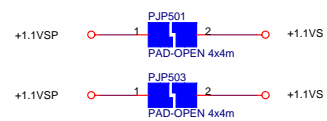
26,33,34,36 SYSON



Security Classification		Compal Secret Data		Compal Electronics, Inc.	
Issued Date	2007/05/29	Deciphered Date	2008/05/29	Title	1.8VP
THIS SHEET OF ENGINEERING DRAWING IS THE PROPRIETARY PROPERTY OF COMPAL ELECTRONICS, INC. AND CONTAINS CONFIDENTIAL AND TRADE SECRET INFORMATION. THIS SHEET MAY NOT BE TRANSFERRED FROM THE CUSTODY OF THE COMPETENT DIVISION OF R&D DEPARTMENT EXCEPT AS AUTHORIZED BY COMPAL ELECTRONICS, INC. NEITHER THIS SHEET NOR THE INFORMATION IT CONTAINS MAY BE USED BY OR DISCLOSED TO ANY THIRD PARTY WITHOUT PRIOR WRITTEN CONSENT OF COMPAL ELECTRONICS, INC.				Document Number	Rev
				LA-3941P	0.4
Date:	Friday, March 07, 2008	Sheet	40 of 54		



(6A,240mils ,Via NO.=12)

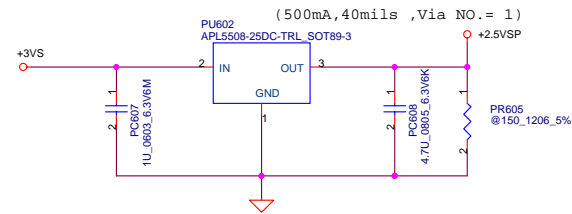
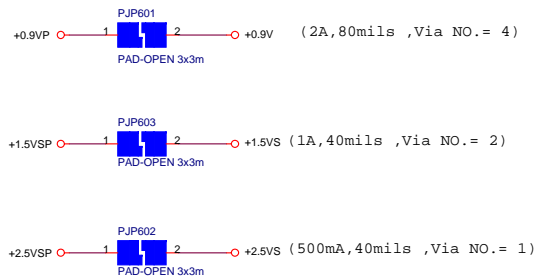
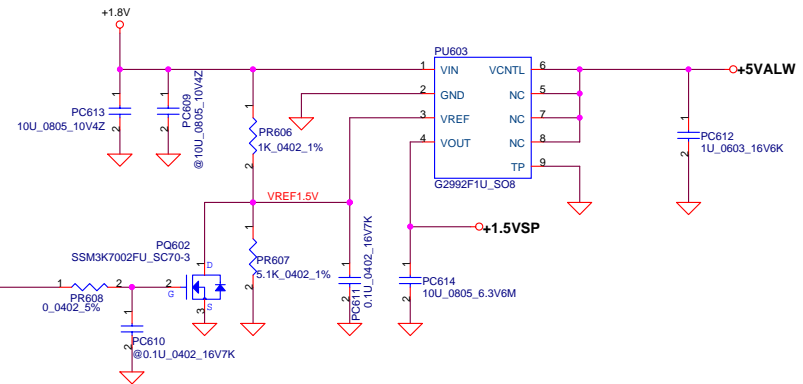
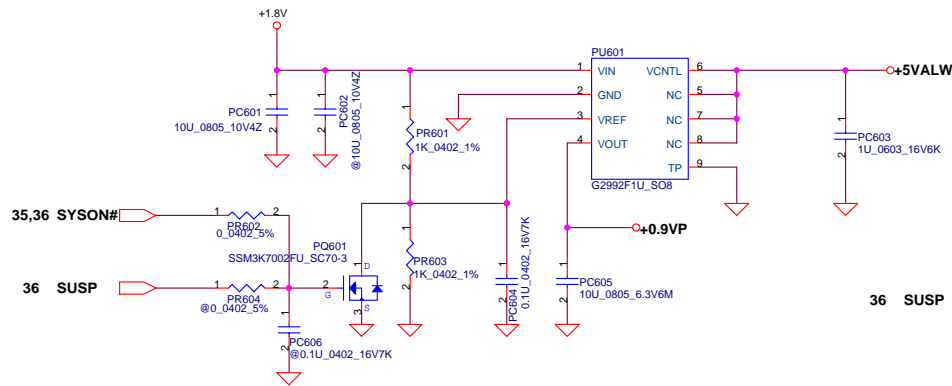


(4A,160mils ,Via NO.=8)



Security Classification	Compal Secret Data		Title	Compal Electronics, Inc.	
Issued Date	2007/08/02	Deciphered Date	2008/08/02	1.1VSP/L.2VALWP	
THIS SHEET OF ENGINEERING DRAWING IS THE PROPRIETARY PROPERTY OF COMPAL ELECTRONICS, INC. AND CONTAINS CONFIDENTIAL AND TRADE SECRET INFORMATION. THIS SHEET MAY NOT BE TRANSFERRED FROM THE CUSTODY OF THE COMPETENT DIVISION OF R&D DEPARTMENT EXCEPT AS AUTHORIZED BY COMPAL ELECTRONICS, INC. NEITHER THIS SHEET NOR THE INFORMATION IT CONTAINS MAY BE USED BY OR DISCLOSED TO ANY THIRD PARTY WITHOUT PRIOR WRITTEN CONSENT OF COMPAL ELECTRONICS, INC.			Document Number	LA-411P	Rev 0.4
Date:	Friday, March 07, 2008	Sheet	of	54	

mailto:henzai@hotmail.com



Security Classification	Compal Secret Data			Title	
Issued Date	2007/08/02	Deciphered Date	2008/08/02	Document Number	
THIS SHEET OF ENGINEERING DRAWING IS THE PROPRIETARY PROPERTY OF COMPAL ELECTRONICS, INC. AND CONTAINS CONFIDENTIAL AND TRADE SECRET INFORMATION. THIS SHEET MAY NOT BE TRANSFERRED FROM THE CUSTODY OF THE COMPETENT DIVISION OF R&D DEPARTMENT EXCEPT AS AUTHORIZED BY COMPAL ELECTRONICS, INC. NEITHER THIS SHEET NOR THE INFORMATION IT CONTAINS MAY BE USED BY OR DISCLOSED TO ANY THIRD PARTY WITHOUT PRIOR WRITTEN CONSENT OF COMPAL ELECTRONICS, INC.				LA-4111P	
				Date:	Friday, March 07, 2008
				Sheet	42 of 54

Compal Electronics, Inc.

0.9VSP/2.5VSP/1.5VSP

LA-4111P

Friday, March 07, 2008

Sheet 42 of 54

Version Change List (P. I. R. List) for Power Circuit

Item	Page#	Title	Date	Request Owner	Issue Description	Solution Description	Rev.
1	37	DC Connector /CPU_OTP	9/29	Compal	for Layout	PL3 change the value from SMB3025500YA_2P to HCB2012KF-121T50_0805 and add PL4 the same of the value.	
2	41	1.1VSP/1.2VALWP	9/29	Compal	HW request	PC508 and PC511 change the value from 220U_6.3VM_R15 to 220U_D24VY_R25M	
3	41	1.1VSP/1.2VALWP	9/29	Compal	HW request	Add PJP503	
4	43	CPU_CORE	9/29	Compal	HW request	PC202 change the value from 220U_6.3VM_R15 to 220U_D24VY_R25M	
5	43	CPU_CORE	9/29	Compal	TI FAE suggested that after he review the layout.	Add PC241, PC242, PC243, and the value are 1000P_0402_50V7K. Reserve PC244, PC245, PC246, PC247, and the value are 1000P_0402_50V7K.	
6	43	CPU_CORE	9/29	Compal	TI FAE suggested that after he review the layout.	Add PJP201, PJP202	
7	38	Charger	9/29	Compal	the footprint is wrong	Change the footprint of PR102	
8	37	DC Connector /CPU_OTP	10/08	Compal	for Layout	These two choke are parallel ,it's not series.	
9	38	Charger	10/08	Compal	the footprint is wrong	Change the footprint of PR102	
10	40	1.8VP	10/08	Compal	PWR request	Delete PC410 and PC411	
11	41	1.1VSP/1.2VALWP	10/08	Compal	PWR request	Add PR517, PR518	
12	37	DC Connector /CPU_OTP	11/01	Compal	PWR request	Add PD4, PC12	
13	37	3.3VALWP/5VALWP	11/01	Compal	for Layout	change PQ301, Cencel PQ303	
14	43	CPU_CORE	11/02	Compal	EMI request	Add PC248, PC249, PC250	
15	37	3.3VALWP/5VALWP	11/12	Compal	for Layout	Change PC310, add PC319	
16	37	3.3VALWP/5VALWP	12/31	Compal	PWR request	Add PU302, control signal changed to ACOFF	
17	43	CPU_CORE	12/31	Compal	Vendor request	Change PR221 and PR231 to 16.6K_ohm Change PR217 and PR233 to 4.02K_ohm Change PR223 to 17.8K_ohm Change PR224 to 100K_ohm	

Security Classification	Compal Secret Data		Title	
Issued Date	2007/08/02	Deciphered Date	2008/08/02	Compal Electronics, Inc.
THIS SHEET OF ENGINEERING DRAWING IS THE PROPRIETARY PROPERTY OF COMPAL ELECTRONICS, INC. AND CONTAINS CONFIDENTIAL AND TRADE SECRET INFORMATION. THIS SHEET MAY NOT BE TRANSFERRED FROM THE CUSTODY OF THE COMPETENT DIVISION OF R&D DEPARTMENT EXCEPT AS AUTHORIZED BY COMPAL ELECTRONICS, INC. NEITHER THIS SHEET NOR THE INFORMATION IT CONTAINS MAY BE USED BY OR DISCLOSED TO ANY THIRD PARTY WITHOUT PRIOR WRITTEN CONSENT OF COMPAL ELECTRONICS, INC.				Document Number
				LA-4111P
				Rev 0.4
				Date: Friday, March 07, 2008
				Sheet 44 of 54

Version Change List (P. I. R. List) for Power Circuit

Item	Page#	Title	Date	Request Owner	Issue Description	Solution Description	Rev.
18	38	Charger	01/08	Compal	EMI request	Add PC128 220pF	
19	37	DC Connector /CPU_OTP	01/09	Compal	AC LED change to KBC control	AC_LED# connect to KBC pin 97	
20	37	3.3VALWP/5VALWP	01/14	Compal	for layout	Change PC309 to D size and add PC320	
21	38	Charger	02/27	Compal	EMI request	CHG_B+ Add 1200pF and 330pF	
22	43	CPU_CORE	02/27	Compal	EMI request	CPU_B+ Add 1800pF*2 2200pF*1 and 390pF*2	
23	37	3.3VALWP/5VALWP	02/27	Compal	EMI request	B+ Add 2200pF and 390pF	
24	37	DC Connector /CPU_OTP	02/27	Compal	EMI request	VIN Add 2200pF and 390pF, ADPIN add 820pF	
25	37	3.3VALWP/5VALWP	02/27	Compal	Change OTC shun down pin.	Change OTC shun down pin to PU301 pin13.	
26	43	CPU_CORE	02/15	Compal	Change high-side MOS for WWAN issue	Change PQ203 and PQ206 to powerpak	
27	43	CPU_CORE	03/04	Compal	HW request	add H_PWRGD control net	

Security Classification	Compal Secret Data			Title		
Issued Date	2007/08/02	Deciphered Date	2008/08/02	Compal Electronics, Inc.		
<small>THIS SHEET OF ENGINEERING DRAWING IS THE PROPRIETARY PROPERTY OF COMPAL ELECTRONICS, INC. AND CONTAINS CONFIDENTIAL AND TRADE SECRET INFORMATION. THIS SHEET MAY NOT BE TRANSFERRED FROM THE CUSTODY OF THE COMPETENT DIVISION OF R&D DEPARTMENT EXCEPT AS AUTHORIZED BY COMPAL ELECTRONICS, INC. NEITHER THIS SHEET NOR THE INFORMATION IT CONTAINS MAY BE USED BY OR DISCLOSED TO ANY THIRD PARTY WITHOUT PRIOR WRITTEN CONSENT OF COMPAL ELECTRONICS, INC.</small>				Document Number	Rev	
				LA-4111P	0.4	
Date:	Friday, March 07, 2008			Sheet	of	54

henzain@compal.com

Version Change List (P. I. R. List) for HW Circuit

Item	Page#	Title	Date	Request Owner	Issue Description	Solution Description	Rev.
1	25	LAN	10/29	HW	Change LAN Chip U20 from Marvell 88E8042 to Realtek RTL8102EL	Update the LAN Design page and support circuit	0.2
2	25	LAN	10/29	HPQ	Add POE(Power Over Ethernet) design	Update the LAN Design page and support circuit	0.2
3	16	CRT	10/29	HW	CRT can not display	Change the CRT Conn. signals connection first. Wait correct symbol for fix	0.2
4	29	Audio	10/30	HW	Speaker no sound	Add R973(10K_0402) to +3VALW on HP_DET#	0.2
5	4	FAN	11/01	HW	FAN Conn. not correct part	Change JP2 PCB Footprint from ACES_85204-02001_2P to ACES_88231-02001_2P	0.2
6	29	Speaker	11/01	HW	Speaker Conn. not correct part	Change JP20 PCB Footprint from ACES_85204-04001_4P to ACES_88231-04001_4P	0.2
7	34	MDC	11/01	HW	MDC Conn. not correct part	Change JP20 PCB Footprint from ACES_88018-124G_12P to ACES_88020-12101_12P	0.2
8	11,35	TV_OUT	11/05	HW	TV-OUT Function no support	Del R59,R60,R61,R115,R116,R117 and TV-OUT related design.	0.2
9	11,21	NB/SB Thermal	11/05	HW	NB Thermal Function no support (locate too far)	Cancel NB_THERMAL_DA/DC connection between NB and SB,del C500	0.2
10	21,31	SB SATA	11/05	HW	SB SATA Port 5 change to Port 2 for ATI Common Design	Change SB SATA port 5 to port 2	0.2
11	21	SB SATA	11/05	HW	SB SATA_ACT# Pull High become +3VS	Change R343.1 power rail from +5VS to +3VS. Install R343.	0.2
12	21	SB GPIO	11/05	HW	Change SB GPIO refer to JBK00 for common	1. Connect U15.C6 to GND by 0_0402. 2. Change WLOFF# from GPIO50 to GPIO61. 3. Change BT_COMBO_EN# from GPIO51 to GPIO62. 4. Change WWOFF# from GPIO52 to GPIO63.	0.2
13	31	SB SATA	11/05	HW	Vertical L51 1<-->4 , 2<-->3 for layout routing	Vertical L51 1<-->4 , 2<-->3 for layout routing	0.2
14	29	Audio HP OUT	11/05	HW	Add 150UF Caps for each DOCK_LOUT_R/L	Add 150UF Caps for each DOCK_LOUT_R/L	0.2
15	25	LAN Transformor	11/05	HW	Correct U19 LAN Transformor pin definition	Correct U19 LAN Transformor pin definition	0.2
16	21,24	SB SATA	11/06	HW	SB SATA Port 4 change to Port 3 for ATI Open Issue	Change SB SATA port 4 to port 3	0.2
17	36	DIM LED	11/06	HW	Reduce DIM LED unnecessary design	Del R1026 and Q167, add Net "DIM_LED#" for connect. Change location from PJP604 to PJP8.	0.2
18	27	CardReader	11/06	HW	Change CardReader Socket for M/E new part and Chip for JMicron new version	Change JREAD to TAITW_R015-B10-LM. Reserve R413,C902 close to JREAD.20; R412,C901 close to JREAD.26; R411,C900 close to JREAD.37. Change R457 close to U23.42 Add R455,R456 close to U23.42 Del Q169,R1051. Change net CR_LED# become CR_LED connect U23.21 and Q53.2 Add R454 pull down to GND Change R405,R122 from 200K to 10K pull-high Remove C895,U22	0.2

Security Classification	Compal Secret Data			Title	
Issued Date	2007/08/02	Deciphered Date	2008/08/02	Compal Electronics, Inc.	
THIS SHEET OF ENGINEERING DRAWING IS THE PROPRIETARY PROPERTY OF COMPAL ELECTRONICS, INC. AND CONTAINS CONFIDENTIAL AND TRADE SECRET INFORMATION. THIS SHEET MAY NOT BE TRANSFERRED FROM THE CUSTODY OF THE COMPETENT DIVISION OF R&D DEPARTMENT EXCEPT AS AUTHORIZED BY COMPAL ELECTRONICS, INC. NEITHER THIS SHEET NOR THE INFORMATION IT CONTAINS MAY BE USED BY OR DISCLOSED TO ANY THIRD PARTY WITHOUT PRIOR WRITTEN CONSENT OF COMPAL ELECTRONICS, INC.				Document Number	Rev
				LA-4111P	0.4
				Date:	Friday, March 07, 2008
				Sheet	46 of 54

Version Change List (P. I. R. List) for HW Circuit

Item	Page#	Title	Date	Request Owner	Issue Description	Solution Description	Rev.
19	16	CRT	11/07	HW	Normalize CRT design for common	Change L83,L84 (10_0402) become R241,R240 (0_0603)	0.2
20	17	LCD	11/07	HW	Normalize LCD design for common	Change R491 from 200_0402 to 200_0805	0.2
21	18	LCD	11/07	CIC	CIC feedback RMA concern for common	Change Q43 from AOS3413 to SI2301	0.2
22	33	KBC	11/07	HW	Normalize KB926 Crystal part for common	Change Y7 from 9H03200413 small to 1TJS125DJ4A420P normal.	0.2
23	17	WebCam	11/09	HW	Change U54 WebCam power design and related	Change U54 from G916-390T1UF to RT9193-39GB. Remove R891,R892 if no use G916-390T1UF. Add C718 close to U54.4 for RT9193-39GB. Remove R1027~R1030 for JP7 no install. Change JP7 from 8pin to 6pin	0.2
24	18	HDMI	11/09	HW	Reduce HDMI Design	Remove R490(100K_0402)	0.2
25	19,32	SB-CLK-Debug	11/09	HW	Debug Card no function issue	Del R1031,add R303 close to R301 and U15.P2 Connect for CLK_PCI_SIO2 to JP41.15	0.2
26	25	LAN	11/09	HW	RJ45 LED Power correct back	Change JRJ45.13, JRJ45.11 from +3V_LAN_LED to +3V_LAN	0.2
27	18	HDMI	11/09	HW	Reduce HDMI Design	Remove R490(100K_0402)	0.2
28	6	CPU	11/09	HW	Add H_THERMTRIP# one more way	Add R16 close to Q3.1 for H_THERMTRIP#	0.2
29	33	KBC	11/09	HW	Update KBC Pin Definition for common	Add H_THERMTRIP# to U33.25	0.2
30	35	Holes	11/09	ME	Update for M/E Drawing	Del H49 H50 H38 H45 for M/E drawing change	0.2
31	26	Mini-Card	11/09	HW	Reduce Mini-Card design, change SIM Card design	Replace D17 and D47 become R52 and R53 Del R400 and R46. Change JP6 pin definition for common	0.2
32	33	KBC	11/09	HW	Reserve 0_0603 for KB Back Light	Add R516 (0_0603) between JP48.1/4 and +5VS_LED	0.2
33	27	CardReader	11/10	HW	Correct CardReader LED part	Change D5 from SC500004E00(AQUA_WHITE) to SC500004W00(WHITE)	0.2
34	34	LED Function	11/10	HW	Correct LED function for common	Change LED from D50,D30,D27 SC500004E00 (AQUA_WHITE) to D6,D7,D8 SC500004W00(WHITE) Change LED from D45,D46 SC500004B00 (AQUA_WHITE/AMBER) to D17,D18 SC500005M00 (YELLOW/WHITE); Add Q7,R20 and R42 close to D18	0.2
35	21	SB-GPIO	11/10	HW	Add one more way for GSENSOR LED# inform pin	Add HDD_HALTLED# connect from U15.P8	0.2
36	33	KBC-GPIO	11/11	HW	Add CIR_IN PH to +5VL Add ESB_CLK/DAT PH to +3VL	Add R46 10K_0402 PH to +5VL close to U33 Add R514,R515 10K_0402 PH to +3VL close to U33	0.2
37	6,31	CPU,FPR	11/13	HW	Reduce S3 power consumption	Change R15.2,R21.2,R36.2,R30.2 connection from +1.8V to +1.8VS; Remove R622, install R581	0.2
38	11	NB	11/13	HW	Reduce the level shift design for Chip A12.	Del Q6,R87; Q5,R84 and replace by 0ohm (add R67,R68) connect directly. Install R371 (10K ohm)	0.2
39	17	WebCam	11/13	HW	Update the WebCam+Digital Mic reserver conn.	Change JP7 from SP02000HC00(8pin)-->SP02000IL00(6pin)	0.2
40	6,33	CPU,KBC	11/13	HW	Update THERMTRIP# design to EC	Change R16.2 connection from THERMTRIP# to THERMTRIP#_EC for separate	0.2
41	18	HDMI	11/13	HW	Remove EMI solution become reserve for verify	Add R112,R113,R115~R120 close to each L85~L88 for co-lay	0.2

Security Classification	Compal Secret Data		Title		Compal Electronics, Inc.	
Issued Date	2007/08/02	Deciphered Date	2008/08/02	Document Number	HW Changed-List History-2	
THIS SHEET OF ENGINEERING DRAWING IS THE PROPRIETARY PROPERTY OF COMPAL ELECTRONICS, INC. AND CONTAINS CONFIDENTIAL AND TRADE-SECRET INFORMATION. THIS SHEET MAY NOT BE TRANSFERRED FROM THE CUSTODY OF THE COMPETITIVE DIVISION OF DEPARTMENT EXCEPT AS AUTHORIZED BY COMPAL ELECTRONICS, INC. NEITHER THIS SHEET NOR THE INFORMATION IT CONTAINS MAY BE USED BY OR DISCLOSED TO ANY THIRD PARTY WITHOUT PRIOR WRITTEN CONSENT OF COMPAL ELECTRONICS, INC.				Customer	LA-4111P	Rev 0.4
Date:	Friday, March 07, 2008		Sheet	of 54		

herainf@hotmail.com

Version Change List (P. I. R. List) for HW Circuit

Item	Page#	Title	Date	Request Owner	Issue Description	Solution Description	Rev.
42	19,32	SB, BIOS	11/13	HW	Reduce SB related design for Chip A12 and others	Del Q155, R986, and add R311 close to U15. Del R1011 become T18, Cancel R1012 and connect to H31 and JP41 directly	0.2
43	21,32	SB, BIOS	11/13	HW	BIOS Debug Tool reserve	Add SB_INT_FLASH_SEL and related (JP12, U30, R228, R226, C489 close to U29)	0.2
44	25	LAN	11/13	HW	Update LAN Chip Symbol link to CIS server	Update LAN Chip U20 Symbol link to CIS server	0.2
45	13	NB	11/13	HW	Add 0ohm_0603 to separate VDD18_MEM	Add R1051(0_0603) between +1.8VS & +1.8V_VDD_SP	0.2
46	18	HDMI	11/13	HW	Reduce HDMI related design for common	Del R490 (100K_0402)	0.2
47	20	SB	11/13	HW	Reduce SB related design for common and A12 chip	Remove R994 (0_0402) Change U15.F1 connection become test point Remove R1053, change R1052 become 0_0402	0.2
48	20,21, 27	SB, Cardreader	11/13	HW	Reserve Cardreader D3E function (CR_WAKE# & CR_CPPE#)	Add R81 close to U15; Q54, R124 close to U23 for connect U15.F8 to U23.13; Add R369 close to U23 for connect U15.M5 to U23.16	0.2
49	21,33	SB, KBC	11/13	HW	Reduce SB related design for common	Del D51 and R1034, Change the net AC_IN become AC_IN_D	0.2
50	28,33	Codec, KBC	11/13	HPQ	EC_BEEP function for KBC add	Add R563 close to C955; Add R544 close to U33.31	0.2
51	33	KBC	11/13	HW	Reduce S5 Power Consumption	Change R1040.1 connection from +3VL_EC to +3VALW Del R546 PH to +3VL_EC, Del D26 replace by add R547 close to U33 for short	0.2
52	33	KBC	11/13	HW	Reduce KBC Design for common and Ver:C0 Chip Change from SA00001J530 to SA00001J540	Del R537 become Test Point, change R516 become 150_0603 Remove R1044, change R1040 from 10K to 100K Change R528.2, R529.2 connection from +5VALW to +5VL Install C814 (4.7U_0805)	0.2
53	34	Switch Design	11/13	HW	Update CSD function board design for common	Change JP36.1 connection become +3VL; Change R1046.1 and R1047.1 connection become SMB_EC_CK1/DA1 Change JP36.7 connection from GND to +5VALW_LED by Change Q153 from 2N7002DW to 2N7002	0.2
54	34	LED	11/14	HW	Correct T/P On/Off LED design define Correct G-Sensor LED design define	Change R988.1 connection from +5VS_LED to +3VS	0.2
55	29	Audio-Dock	11/14	HPQ	For GS mark requirement	Add R968, R969 close to C775/C776.	0.2
56	29	Holes	11/14	ME	Update Holes to meet M/E Drawing	Add back H52 become H_1P5N; Del CF4	0.2
57	4,24	Multi-Bay	11/14	ME	Update Symbol to meet M/E Drawing	Update JP2, JP9, JP10, JP11, JP20, JP40, JHDMI, JESAT, JCRT, JDOCK Symbol	0.2
58	33	Holes	11/14	ME	Update Holes to meet M/E Drawing	Add back H52 become H_1P5N; Del CF4	0.2
59	20	SB	11/16	ATI	Reserve to fix the OTS325055 Issue	Reserve R83 PH to +3VS	0.2
60	33	KBC	11/16	EC	Change design for EC team debug	Change JP34.1 from +5VALW to +5VL	0.2
61	35	DOCK	11/16	EMC	Connect DOCK guide pin to GND	Add JDOCK.45/46 to GND	0.2
62	33	K/B	11/16	HW	Fix KB matrix issue	Del KSI6 and KSO9 out of page net connect	0.2
63	28,29	AUDIO	11/18	HPQ	Make some Audio related design change	Change C983, C984 from 1UF to 0.022UF. Change C1049, C1050, C1040, C1041 from 0.47UF to 0.022UF. Change R1002, R1005 from 20K to 0 ohm. Change C1044 from 10UF to 4.7UF. Remove R1000, R1004; Install R1001, R1003.	0.2
64	29	AUDIO	11/19	HPQ	Make some Audio related design change	Change R968, R969 from 40.2_0402 to 47_0603	0.2

Security Classification		Compal Secret Data		Title	
Issued Date	2007/08/02	Deciphered Date	2008/08/02	Compal Electronics, Inc.	
THIS SHEET OF ENGINEERING DRAWING IS THE PROPRIETARY PROPERTY OF COMPAL ELECTRONICS, INC. AND CONTAINS CONFIDENTIAL AND TRADE SECRET INFORMATION. THIS SHEET MAY NOT BE TRANSFERRED FROM THE CUSTODY OF THE COMPETENT DIVISION OF R&D DEPARTMENT EXCEPT AS AUTHORIZED BY COMPAL ELECTRONICS, INC. NEITHER THIS SHEET NOR THE INFORMATION IT CONTAINS MAY BE USED BY OR DISCLOSED TO ANY THIRD PARTY WITHOUT PRIOR WRITTEN CONSENT OF COMPAL ELECTRONICS, INC.				Document Number	Rev
				LA-4111P	0.4
				Date:	Friday, March 07, 2008
				Sheet	48 of 54

Version Change List (P. I. R. List) for HW Circuit

Item	Page#	Title	Date	Request Owner	Issue Description	Solution Description	Rev.
65	13	NB	11/20	ATI	Design Change for NB A12 Version chip	Remove U64,C1064,C1065,C1066,C1067,R1015,R1016,Q163,R1017. Install L19, remove L95	0.2
66	22	SB	11/20	ATI	Design Change for SB A12 Version chip	Install R593, remove R592	0.2
67	22	SB	11/20	HW	Reduce SB Power Design-No IDE support	Remove R12,C543,C544,C547,C536	0.2
68	33,34	Function Board	11/20	HW	Reserve for Rachman UMA selective	Reserve R555 for +5VALW_LED, add R554 for +3VL close to JP36.1 Reserve R1034 close to JP36.4,R1035 close JP36.5,Remove R1036 Add R513.PH to +3VS close to U33.19	0.2
69	23	SB	11/20	HW	Make the SB Strap Seeting for common	Install R356 (10K_0402)	0.2
70	31	BlueTooth	11/20	HW	Update BT design for common	Change R520 from 47K_0402 to 10K_0402	0.2
71	34	Power On Switch	11/22	HW	Cancel one reserved power on switch	Del SW3	0.2
72	33	KBC	11/22	HW	Modify SMB_EC_DA1/CK1 PH for common	Change R528,R529 pin 2 connection from +5VL to +3VL	0.2
73	6	CPU	11/22	HW	Link PROCHOT# between CPU and NB	Add R59 close to Q2	0.2
74	19	SB	11/22	HW	Reserve LPCCLK1 for debug card function	Add R308 22_0402 for U15.E22 close to R362.1, remove R301	0.2
75	26	Express Card	11/22	HW	To avoid New Card Switch leakage issue	Add R54(0_0402) close to U21.6	0.2
76	28	Audio Codec	11/22	HW	Reserve SPDIF OUT1 test point for verify	Add T21 close to U27.45	0.2
77	10~13	NB,	11/23	HW	BOM correct for SI-1 SMT build	Update U3(SA00001ZG00-->SA00001ZG20);U10(SA00001Z300-->SA00001Z310);U15(SA00001S510-->SA00001S560)	0.2
78	19	SB	11/23	HW	Change Crystal Res. size for layout space	Change R389 from 0603 to 0402	0.2
79	22	SB	11/26	HW	Reduce SB SATA Power Caps (Confirm with ATI FAE)	Change C567,C568 from 10U_0805 to 1U_0805	0.2
80	28	Codec	11/26	HW	SPDIF0 --> 1 design change to follow Vader	Change U27.48/45 pin connection	0.2
81	34	T/P	11/28	HW	Change T/P Power for reduce S4/S5 power consumption	Remove R235; Add Q85, R645, Q34	0.2
82	14	HDMI	11/28	ATI	Fix HDMI no function issue	Remove R102; Add R101	0.2
83	15	CLK Gen.	11/28	HW	Change design for new version CLK Gen.	Remove R1045	0.2
84	28	Codec	11/28	HW	Change EC_BEEP function become reserve	Remove R563	0.2
85	20,27	SB,CardReader	11/28	HW	Disconnect D3E support for A version to avoid risk	Remove R81,R369	0.2
86	32	BIOS	11/28	HW	Use Ext. BIOS as default	Remove R221	0.2
87	34	LED	11/28	HW	Cancel WLAN/WWAN ext pull high	Remove R1041	0.2
88	19	SB	11/30	HW	Fix PA M/E Interfere issue for SI-1	change Y3 from SJ100001U00 to SJ100006600 with 10PPM	0.2
89	06,19,23	SB	11/30	ATI	ATI recommend for update	Change R312 from 0_0402 to 33_0402; Change R356 from 10K_0402 to 2.2K_0402; Install C23 as 0.1UF_0402	0.2
90	33	KBC	11/30	HW	Change 32.768KHz Main Source Vendor become EPSON	Change Y7 from SJ100001V00 to SJ132P7K220	0.2
91	32	BIOS	12/03	HW	Cancel Ext. BIOS reflash design because of +3VL erroe	Add R221; Remove U30,R226,R228,C489	0.2
92	34	LED	12/03	HW	Cancel G-Sensor INT2 LED function	Remove Q156	0.2

Security Classification	Compal Secret Data			Title		
Issued Date	2007/08/02	Deciphered Date	2008/08/02	Compal Electronics, Inc.		
THIS SHEET OF ENGINEERING DRAWING IS THE PROPRIETARY PROPERTY OF COMPAL ELECTRONICS, INC. AND CONTAINS CONFIDENTIAL AND TRADE SECRET INFORMATION. THIS SHEET MAY NOT BE TRANSFERRED FROM THE CUSTODY OF THE COMPETENT DIVISION OF R&D DEPARTMENT EXCEPT AS AUTHORIZED BY COMPAL ELECTRONICS, INC. NEITHER THIS SHEET NOR THE INFORMATION IT CONTAINS MAY BE USED BY OR DISCLOSED TO ANY THIRD PARTY WITHOUT PRIOR WRITTEN CONSENT OF COMPAL ELECTRONICS, INC.				Document Number	Rev	0.4
				LA-4111P		
				Date:	Friday, March 07, 2008	Sheet of 54

hwmainf@compal.com

Version Change List (P. I. R. List) for HW Circuit

Item	Page#	Title	Date	Request Owner	Issue Description	Solution Description	Rev.
01	19	SB	12/26	HW		Remove R303 from PCICLK3 and add R301 as 0 ohm.	0.3
02	19	SB	12/26	HW		Add R303 and connect to CLK_PCI_ISO2.	0.3
03	23	SB	12/26	HW		Change net name to PCI_CLK3.	0.3
04	29	Amplifier	12/26	HW		Change value from 4.7uF to 1uF.	0.3
05	23	Speaker	12/26	HW	Speaker right and left channel reverse.	Reverse JP20 pin define.	0.3
06	31	Finger Printer	12/26	HW		Delete R622	0.3
07	32	BIOS ROM	12/26	HW		Reserve R221	0.3
08	32	BIOS ROM	12/26	HW		Stuff U30, R228, R226, C489. Change power from +3VALW to +3VL	0.3
09	33	EC	12/26	HW		Add pull down resistor R1063.	0.3
11	34	T/P ON/OFF LED	12/26	EC	Common design.	Reverse TP on/off LED	0.3
12	35	Docking	12/26	HW		Change R572 to 22 ohm and R566 to 2K ohm	0.3
13	35	MDC	12/26	ME	ME change stand off.	Change PCB Footprint from 3P3 to 4P0	0.3
15	34	Switch board	01/03	HW	Useless	Delete R556, R557.	0.3
16	34	Switch board	01/03	HW	Useless	R1036	0.3
17	34	Switch board	01/03	HW	Option Cypress and ENE Cap. board.	Connect R1046 to JP36.3 and connect R1047 to JP36.9	0.3
18	33	EC	01/07	Power		Connect VFIX_EN to EC pin 110.	0.3
19	14	SB	01/08	HW		Add pull high resistor R1064.	0.3
20	17	Webcam and Digital MIC	01/08	HW		Remove reserve circuit for Webcam and Digital MIC.	0.3
21	22	SB	01/08	HW		Change L61, L63, L66, L60, L67, L68, L69 to 0 ohm resistor. Change C528, C543, C566, C504 to MLCC tpye. Change C552 from 22uF to 4.7uF.	0.3
22	25	LAN	01/08	Realtek		Change part number from SA000026Q00 to SA000026Q10	0.3
23	31	USB port	01/08	Layout		Swap D11, D12, L51 pin define per layout request.	0.3
24	19	SB	01/09	EMI		Add reserve cap. C1085 - C1087.	0.3
25	19	SB	01/09	EMI		Fine-tune R302, R303, R308 from 22 ohm to 33 ohm.	0.3
26	20	SB	01/09	EMI		Add reserve cap. C1088 - C1091	0.3
27	21	SB	01/09	DFB		Y4 Change Footprint to the same as Y2.	0.3
28	25	LAN	01/09	DFB		Change Y5 Footprint to the same as Y2.	0.3
29	26	WWAN	01/09	EMI		Add C738, C739, C740, C750, C751 as 39pF	0.3
30	33	EC	01/09	HW		Connect AC_LED# to PQ3	0.3
31	35	M/B	01/09	ME		Add screw hole.	0.3
32	36	DC-DC	01/09	HW		Remove +1.2V and +3V circuit.	0.3
33	34	Switch board	01/10	HW		Add R1065 and R1066 for OPP power button board	0.3
34	33	Keyboard connector	01/10	DFB		Change Keyboard connector same as JBK00.	0.3
35	34	Lid switch connector	01/10	DFB		Change Lid switch connector type.	0.3
36	34	Switch board	01/10	EMI		Change R1048 and R1049 from 0 ohm to bead.	0.3
36	06	HDT debug port	01/14	AMD		Stuff R26, R28 and R41.	0.3

Security Classification	Compal Secret Data		Title	
Issued Date	2007/08/02	Deciphered Date	2008/08/02	Document Number
THIS SHEET OF ENGINEERING DRAWING IS THE PROPRIETARY PROPERTY OF COMPAL ELECTRONICS, INC. AND CONTAINS CONFIDENTIAL AND TRADE SECRET INFORMATION. THIS SHEET MAY NOT BE TRANSFERRED FROM THE CUSTODY OF THE COMPETENT DIVISION OF R&D DEPARTMENT EXCEPT AS AUTHORIZED BY COMPAL ELECTRONICS, INC. NEITHER THIS SHEET NOR THE INFORMATION IT CONTAINS MAY BE USED BY OR DISCLOSED TO ANY THIRD PARTY WITHOUT PRIOR WRITTEN CONSENT OF COMPAL ELECTRONICS, INC.				Rev 0.4
Date: Friday, March 07, 2008				Sheet 50 of 54

Compal Electronics, Inc.
HW Changed-List History-2

LA-4111P

Version Change List (P. I. R. List) for HW Circuit

Item	Page#	Title	Date	Request Owner	Issue Description	Solution Description	Rev.
37	25	LAN	01/14	HW	8102E (10/100M 48 pin) can not support DSM function.	Reserve Q1056, Q1057, C1077 and Q144. Change PJP605 to R1067.	0.3
38	33	EC	01/14	HW	8102E (10/100M 48 pin) can not support DSM function.	Reserve R544	0.3
39	11	NB	01/15	HW	No support daul channel panel.	Remove LVDS signal of Channel B.	0.3
40	17	LVDS	01/15	HW	No support daul channel panel.	Remove LVDS signal of Channel B (remove C1061 -C1063)	0.3
41	15	Clock GEN.	01/15	HW	To slove noise issue.	Chagne C1074 -C1076 to 12pF	0.3
42	15	Clock GEN.	01/15	Vendor	Clock Gen. spec. update	Change R379 to 158 ohm and R380 to 90.9 ohm.	0.3

heraint@hotmail.com

Version Change List (P. I. R. List) for HW Circuit

Item	Page#	Title	Date	Request Owner	Issue Description	Solution Description	Rev.
01	25	LAN	02/12	HW	For ESD protect.	Reserve D55.	0.4
02	34	S/W board connector	02/12	HW	To avoid cap. sensor board abnormal.	Reserve R558.	0.4
03	06	CPU	02/12	HW		Reserve R59.	0.4
04	06	CPU	02/15	HW	Follow Trinity design.	Change CPU SM BUS from EC2 to EC1.	0.4
05	06	CPU	02/15	HW		Reserve C16.	0.4
06	06	CPU	02/15	HW	Follow Trinity design.	Change R18 and R19 from 330 to 2.2K ohm.	0.4
07	07	CPU	02/15	HW		Reserve C54.	0.4
08	12	NB	02/15	HW		Remove L96.	0.4
09	12	NB	02/15	HW		Change L12, L13 from bead to 0 ohm.	0.4
10	13	NB	02/15	HW		Change L16, L18, L19, L22 from bead to 0 ohm.	0.4
11	13	NB	02/15	HW		Remove L95.	0.4
12	24	Multibay connector	02/15	ME		Change JP10 Footprint.	0.4
13	27	Card Reader	02/15	HW	Change Card Reader LED active status.	Reserve Q53 and R454, add R1070.	0.4
14	27	Card Reader	02/15	HW	Change Card Reader LED active status.	Reserve R112 and add pull low resistor R1069.	0.4
15	31	BT	02/15	ME		Change JP32 Footprint and reverse pin define.	0.4
16	31	BT	02/15	HW	Saving Power consumption.	Change BT power source from +3VALW to +3VS.	0.4
17	33	EC	02/15	HW		Remove JP34 and reserve R1068 for EC debug.	0.4
18	33	EC	02/15	HW	To solve can't power on when first plug in AC adapter.	Change R1040 from 100K to 10K ohm and connect to +3VL_EC.	0.4
19	34	Debug SW	02/15	HW		Remove SW2.	0.4
20	34	TP LED	02/15	ME		Add D19 for PR sku.	0.4
21	11	NB	02/18	HW		Change R371 from 10K to 300 ohm.	0.4
22	11	NB	02/18	HW		Add pull low resistor R1072.	0.4
23	19	SB	02/18	HW		Reserve C1085 and R303.	0.4
24	21	SB	02/18	HW	To solve can't power on when first plug in AC adapter.	Add R1071 and D56 to connect to AC_IN.	0.4
25	32	SPI BIOS	02/18	HW		Remove U30, C489, R226, and R228. Stuff R221.	0.4
26	34	WL/BT LED control	02/18	HW		Modify circuit WLAN/WWAN/BT LED control.	0.4
27	33	EC	02/18	HW	Follow Trinity design.	Change R514 and R515 from 10K to 4.7K ohm.	0.4
28	35	Screw hole	02/19	ME	To solve TP on/off button feeling no good when press.	Add H57.	0.4
29	34	S/W board connector	02/19	ENE	For ENE cap. board.	Add LDO circuit (U65, R1073, C1097,C1099, J2).	0.4
30	34	S/W board connector	02/19	ENE	For ENE cap. board.	Change R554 pin 1 power plan from +3VL to +3VL_CAP.	0.4
31	34	S/W board connector	02/22	HW	For cap. board.	Add C1098.	0.4
32	11	NB	02/22	HW	To solve CRT rising/falling fail issue.	Reserve R62, R63, R64.	0.4
33	16	CRT connector	02/22	HW	To solve CRT rising/falling fail issue.	Change R211, R214 and R217 from 150 ohm to 75 ohm	0.4
34	16	CRT connector	02/22	HW	To solve CRT rising/falling fail issue.	Change C472, C476, C858 from 22pF to 6pF.	0.4
35	34	Lid switch connector	02/22	HW	To solve short issue for lid switch board.	Move C1100 and C1101 from lid switch board to M/B	0.4

Security Classification	Compal Secret Data		Title	
Issued Date	2007/08/02	Deciphered Date	2008/08/02	Document Number
<small>THIS SHEET OF ENGINEERING DRAWING IS THE PROPRIETARY PROPERTY OF COMPAL ELECTRONICS, INC. AND CONTAINS CONFIDENTIAL AND TRADE SECRET INFORMATION. THIS SHEET MAY NOT BE TRANSFERRED FROM THE CUSTODY OF THE COMPETENT DIVISION OF R&D DEPARTMENT EXCEPT AS AUTHORIZED BY COMPAL ELECTRONICS, INC. NEITHER THIS SHEET NOR THE INFORMATION IT CONTAINS MAY BE USED BY OR DISCLOSED TO ANY THIRD PARTY WITHOUT PRIOR WRITTEN CONSENT OF COMPAL ELECTRONICS, INC.</small>				Rev
Date: Friday, March 07, 2008				0.4
Sheet 52 of 54				

Compal Electronics, Inc.
HW Changed-List History-2

LA-4111P

Version Change List (P. I. R. List) for HW Circuit

Item	Page#	Title	Date	Request Owner	Issue Description	Solution Description	Rev.
36	25	LAN	02/22	DFB	To solve kink pin to interfere with PCB.	Update JRJ45 PCB Footprint.	0.4
37	35	Screw hole	02/22	DFB		Change H53 and H54 from non PTH to PTH hole.	0.4
38	34	S/W board connector	02/22	EMI	To solve EMI issue for ENE cap. board.	Change R1048 and R1049 from bead to 0 ohm.	0.4
39	34	S/W board connector	02/22	EMI	To solve EMI issue for ENE cap. board.	Reserve R1074/C1102 for ESB_CLK1 and R1075/C1103 for ESB_DAT1.	0.4
40	33	EC	02/22	EMI	To solve EMI issue for ENE cap. board.	Add R1076, C1104 and R1077.	0.4
41	33	EC	02/22	EMI		Add C1105.	0.4
42	36	DC/DC	02/25	EMI	For EMI request.	Add C1110-C1117.	0.4
43	31	USB connector	02/25	EMI	For EMI request.	Add C1109.	0.4
44	15	Clock GEN.	02/25	EMI	For EMI request.	Add C1106.	0.4
45	16	CRT Connector	02/25	EMI	For EMI request.	Add C1107.	0.4
46	17	LCD Connector	02/25	EMI	For EMI request.	Add C1108.	0.4
47	32	Debug connector	02/26	EMI	For EMI request.	Add C1118.	0.4
48	17	WEBCam LDO	02/26	HW	To reduce power consumption in S3 mode.	Add PJP6 to connect to +5VS. Stuff R1013 and reserve R1014.	0.4
49	34	Lid switch connector	02/26	HW		Connect JP40 pin 4 to +3VALW.	0.4
50	06	CPU	02/27	POWER		Change net name ENTRIP2 to EN0.	0.4
51	34	S/W board connector	03/03	EMI	For EMI request.	Change R558 to C1119 (0.1uF)	0.4
52	11	NB	03/03	EMI	For EMI request.	Change C1120 (0.1uF)	0.4
53	31	USB connector	03/03	EMI	For EMI request.	Change C1121 (0.1uF)	0.4
54	22	SB	03/03	HW		Change L60, L61, L63, L66, L67, L68, L69 from 0 ohm to bead.	0.4
55	13	NB	03/03	HW		Remove L20, L21 and use PJP604 to replace.	0.4
56	35	Docking connector	03/03	DFB		Change JDOCK connector Footprint.	0.4
57	11	NB	03/03	AMD	To support VariBright feature.	Add D58 and connect to INV_PWM.	0.4
58	11	NB	03/03	AMD	To support VariBright feature.	Change backlight inform signal (R70, R1072) from LVDS_BLON to LVDS_ENA_BL.	0.4
59	33	EC	03/03	AMD	To support VariBright feature.	Change JDOCK connector Footprint.	0.4
60	06	CPU	03/04	AMD		Reserve R175, R814, C939, Q127 and Q129.	0.4
61	19	SB	03/04	AMD	To solve can not power on when use single core CPU.	Change net name from H_PWRGD to H_PWRGD_SB.	0.4
62	20	SB	03/05	EMI	For EMI request	Add SSC circuit (U66, R1080, R1081, R1082, R1083, C1122) for HDA_BITCLK.	0.4
63	21	SB	03/06	AMD	For eSATA GEN1 fail issue.	Change C520 and C521 from 0.01uF to 1000pF.	0.4
64	21	SB	03/06	AMD	For eSATA GEN1 fail issue.	Change C520 and C521 from 0.01uF to 1000pF.	0.4
65	31	eSATA connector	03/06	AMD	For eSATA GEN1 fail issue.	Change C792 and C793 from 0.01uF to 1000pF.	0.4
66	17	LCDVCC circuit	03/06	HW	To solve LCD power up sequence fail.	Change R225 from 470 ohm to 220 ohm.	0.4
67	15	Clock GEN.	03/06	HW	For IDT CLOCK GEN.	Add C1123.	0.4
68	20	SB	03/06	HW	To avoid CMOS data lose when shutdown suddenly.	Add D58 and connect to 3/5V_OK.	0.4
67	15	WWAN connector	03/06	HW	To support wake on WWAN feature.	Add power on/off control circuit (Q167, R1087).	0.4
67	15	WWAN/WLAN	03/06	HW	To avoid leakage power from SB.	Add D59 and D60.	0.4

Security Classification	Compal Secret Data		Title	
Issued Date	2007/08/02	Deciphered Date	2008/08/02	Compal Electronics, Inc.
THIS SHEET OF ENGINEERING DRAWING IS THE PROPRIETARY PROPERTY OF COMPAL ELECTRONICS, INC. AND CONTAINS CONFIDENTIAL AND TRADE SECRET INFORMATION. THIS SHEET MAY NOT BE TRANSFERRED FROM THE CUSTODY OF THE COMPETENT DIVISION OF R&D DEPARTMENT EXCEPT AS AUTHORIZED BY COMPAL ELECTRONICS, INC. NEITHER THIS SHEET NOR THE INFORMATION IT CONTAINS MAY BE USED BY OR DISCLOSED TO ANY THIRD PARTY WITHOUT PRIOR WRITTEN CONSENT OF COMPAL ELECTRONICS, INC.				HW Changed-List History-2
Document Number	LA-411P	Rev	0.4	
Date:	Friday, March 07, 2008	Sheet	of	54

heraint@notmail.com

